

VIDYA BHARATI MAHAVIDYALAYA, AMRAVATI

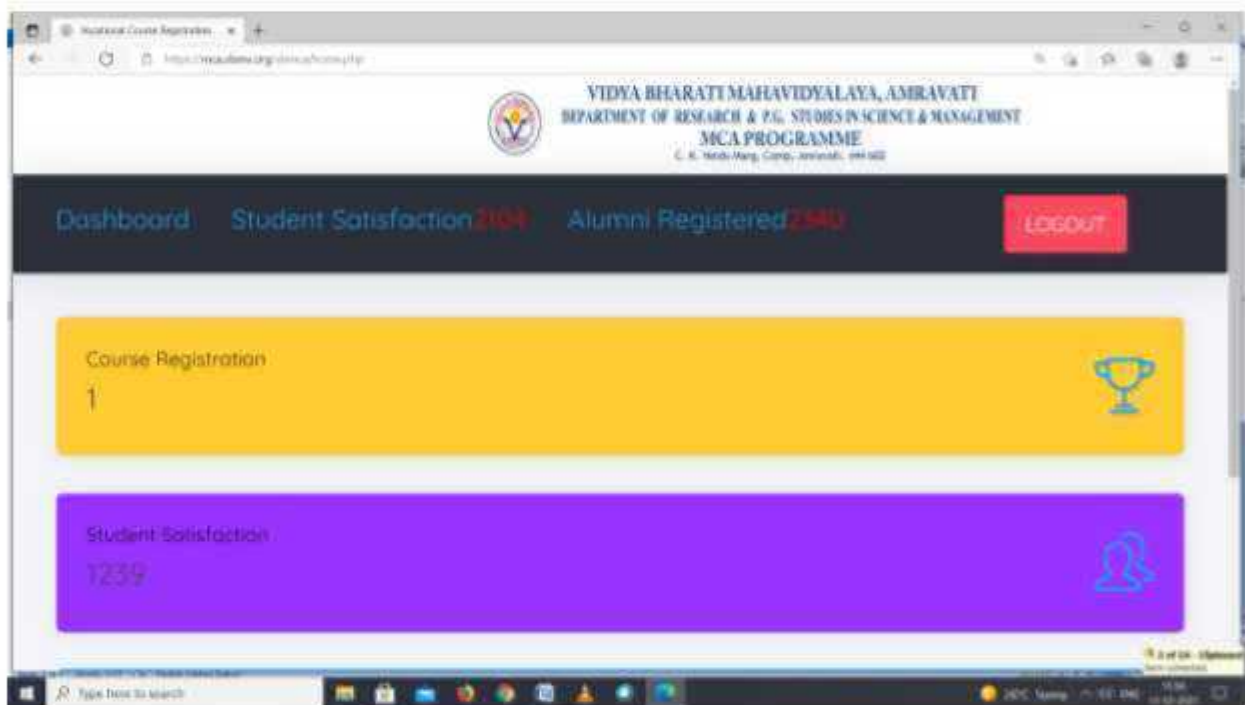
Students' Satisfaction Survey Analysis Report 2020-21

Survey/Feedback Type : Online

Website address : <https://www.vbmv.org/>

Direct Link URL: <https://vbmv.org/survey.php>

Screen Shot of Online SSS Feedback Analysis Panel:



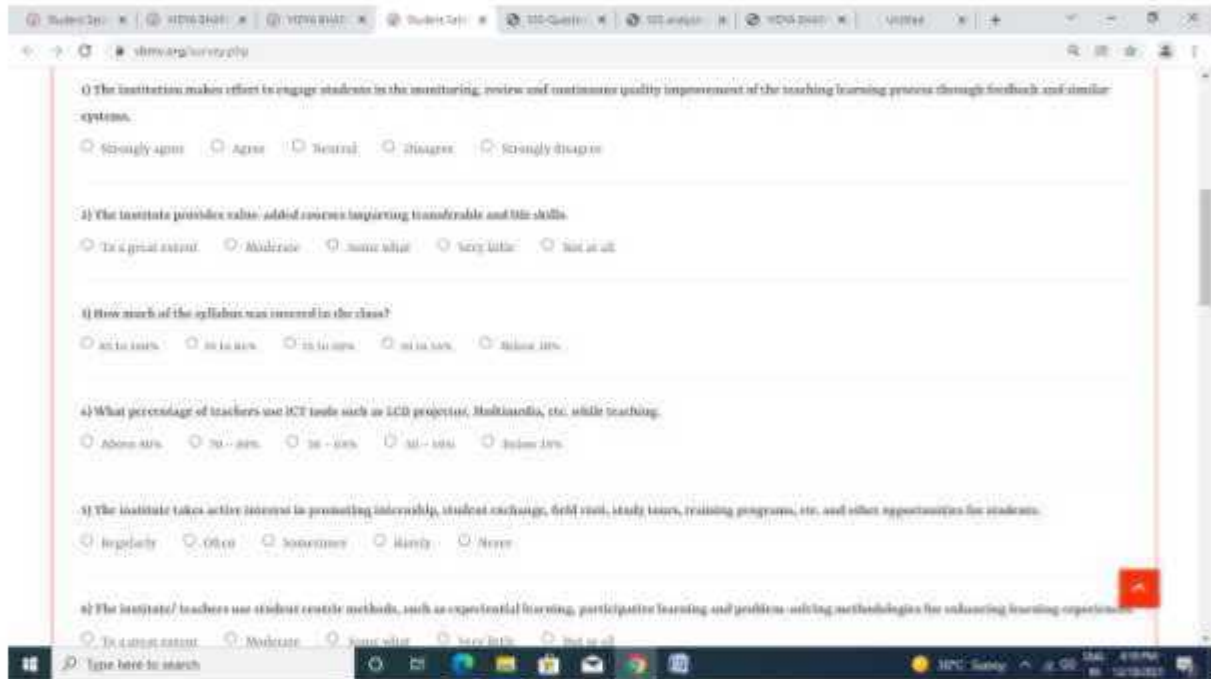
Summary of Statistics of Students' Satisfaction Survey Received:

S. N.	Feedback Category	Total numbers of Stakeholder recorded feedback	Average Opinions of Answer in Percentage
1	Students' Satisfaction Survey	2104	87.90%

VIDYA BHARATI MAHAVIDYALAYA, AMRAVATI

Students' Satisfaction Survey Analysis Report 2020-21

Category	: Students' Satisfaction Survey
Total number of Students' recorded feedback	: 2104
Total number of questions attempted	: 19
Feedback Type	: Online
Screen Shot of Online Feedback Submission	:



VIDYA BHARATI MAHAVIDYALAYA, AMRAVATI

Students' Satisfaction Survey Analysis Report 2020-21

Tabular Analysis of Students' Satisfaction Survey Response

Qus. No.	Nature of Question	Opinions of Answer in Percentage					Scale of Opinion	% of Opinion
		A	B	C	D	E		
01	The institution makes efforts to engage students in the monitoring, review and continuous quality improvement of the teaching learning process through feedback and similar systems.	Strongly agree 59.98 %	Agree 17.40 %	Neutral 1.71 %	Disagree 18.49 %	Strongly disagree 2.42 %	Strongly agree and Agree	77.38%
02	The institute provides value-added courses imparting transferable and life skills.	To a great extent 82.94 %	Moderate 14.54 %	Some what 1.38 %	Very little 0.95 %	Not at all 0.14 %	To a great extent and Moderate	97.48%
03	How much of the syllabus was covered in the class?	85 to 100% 71.39 %	70 to 84% 10.50 %	55 to 69% 13.50 %	30 to 54% 4.37 %	Below 30% 0.19 %	85 to 100% and 70 to 84%	81.89%
04	What percentage of teachers used ICT tools and e-resources such as LCD projector, Multimedia, etc. in teaching.	Above 90% 56.18 %	70 – 89% 14.26 %	50–69% 25.71 %	30 – 49% 2.28 %	Below 29% 1.52 %	Above 90% and 70 – 89%	70.44%
05	The institute takes active interest in promoting internship, student exchange, field visit, study tours, training programs, etc. and other opportunities for students.	Regularly 84.46 %	Often 9.27 %	Sometimes 5.04 %	Rarely 1.09 %	Never 0.10 %	Regularly and Often	93.73%
06	The institute/ teachers use student centric methods, such as experiential learning, participative learning and problem-solving methodologies for enhancing learning experiences.	To a great extent 46.44 %	Moderate 51.95 %	Some what 0.95 %	Very little 0.52 %	Not at all 0.10 %	To a great extent and Moderate	98.39%
07	The overall quality of teaching-learning process in your institute is very good.	Strongly agree 22.24 %	Agree 76.00 %	Neutral 1.43 %	Disagree 0.29 %	Strongly disagree 0.00 %	Strongly agree and Agree	98.24%
08	The institution provides multiple opportunities to learn and grow. (like Sports, Training programs, Annual Social gathering, Yuva Mahotsav, elocutions, NSS, NCC, etc.)	Strongly agree 70.34 %	Agree 10.12 %	Neutral 19.20 %	Disagree 0.19 %	Strongly disagree 0.10 %	Strongly agree and Agree	80.46%
09	The facilities available in the institute are sufficient for conducting research work.	Strongly agree 18.49 %	Agree 17.11 %	Neutral 2.71 %	Disagree 59.22 %	Strongly disagree 2.42 %	Disagree	77.71%

10	The institute has well-furnished support facilities - laboratory, library, sports complex, computers, classrooms etc.	Strongly agree 27.00 %	Agree 71.72 %	Neutral 1.19 %	Disagree 0.00 %	Strongly disagree 0.05 %	Strongly Agree	98.72%
11	The institute has implemented capability enhancement and development schemes such as Soft skill development, Remedial coaching, Language lab, Bridge courses, Yoga, Meditation, Personal Counselling and Mentoring etc.	To a great extent 65.21 %	Moderate 13.88 %	Some what 1.71 %	Very little 0.62 %	Not at all 18.54 %	To a great extent	79.09%
12	Students are benefited by guidance for competitive examinations and career counselling offered by the institution	To a great extent 83.94 %	Moderate 13.88 %	Some what 1.38 %	Very little 0.48 %	Not at all 0.29 %	To a great extent and Moderate	97.82%
13	Efforts are made by the institute/ teachers to inculcate soft skills, life skills and employability skills to make you ready for the world of work.	To a great extent 81.37 %	Moderate 16.25 %	Some what 1.47 %	Very little 0.71 %	Not at all 0.14 %	To a great extent and Moderate	97.62%
14	The institute takes efforts for campus placement.	To a great extent 33.46 %	Moderate 10.65 %	Some what 55.09 %	Very little 0.71 %	Not at all 0.05 %	To a great extent	88.55%
15	The institute has Student Council & representation of students on academic & administrative bodies/committees of the institution	To a great extent 21.01 %	Moderate 15.16 %	Some what 1.43 %	Very little 62.02 %	Not at all 0.33 %	Very little	83.03%
16	Welfare schemes for students like scholarships, fellowships, etc. are available.	To a great extent 31.42 %	Moderate 11.03 %	Some what 1.85 %	Very little 54.99 %	Not at all 0.67 %	Very little	86.41%
17	The institute promotes Gender Equity, Environmental Consciousness and Sustainability/Alternate Energy initiatives	To a great extent 87.17 %	Moderate 11.12 %	Some what 1.00 %	Very little 0.52 %	Not at all 0.14 %	To a great extent	98.29%
18	The institute organizes activities for community services and on current issues.	To a great extent 57.70 %	Moderate 12.07 %	Some what 8.13 %	Very little 19.30 %	Not at all 2.76 %	To a great extent	77.00%
19	Gives suggestions for improve the institution						Recorded	
Average Rating								87.90%

Scale for opinion of stakeholder (Student, Teachers, Parents and Alumni)

A -> 100 - 80

B -> 79 - 60

C -> 59 - 40

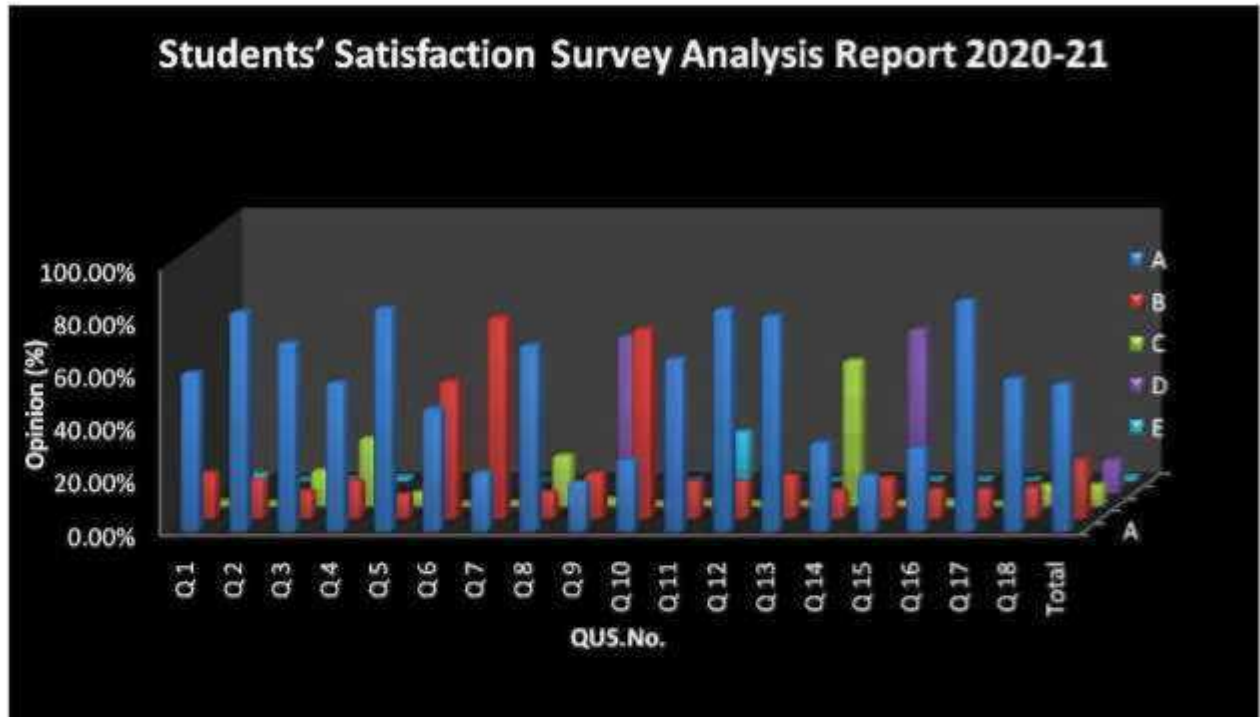
D -> Less than 40



VIDYA BHARATI MAHAVIDYALAYA, AMRAVATI

Students' Satisfaction Survey Analysis Report 2020-21

Graphical Analysis of Students' Satisfaction Survey Response



Screen Shot of Online Analysis of Students' Satisfaction Survey Response

Question/Slab	A	B	C	D	E
Q1	60.00%	25.00%	10.00%	5.00%	0.00%
Q2	85.00%	15.00%	10.00%	5.00%	0.00%
Q3	75.00%	20.00%	10.00%	5.00%	0.00%
Q4	60.00%	25.00%	10.00%	5.00%	0.00%
Q5	85.00%	15.00%	10.00%	5.00%	0.00%
Q6	45.00%	60.00%	10.00%	5.00%	0.00%
Q7	25.00%	80.00%	10.00%	5.00%	0.00%
Q8	75.00%	15.00%	10.00%	5.00%	0.00%
Q9	20.00%	30.00%	30.00%	15.00%	5.00%
Q10	30.00%	75.00%	10.00%	5.00%	0.00%
Q11	65.00%	20.00%	10.00%	5.00%	0.00%
Q12	85.00%	15.00%	10.00%	5.00%	0.00%
Q13	85.00%	15.00%	10.00%	5.00%	0.00%
Q14	35.00%	25.00%	10.00%	5.00%	0.00%
Q15	20.00%	20.00%	65.00%	10.00%	0.00%
Q16	35.00%	45.00%	10.00%	5.00%	0.00%
Q17	85.00%	15.00%	10.00%	5.00%	0.00%
Q18	60.00%	20.00%	10.00%	5.00%	0.00%
Total	55.00%	25.00%	10.00%	5.00%	0.00%

VIDYA BHARATI MAHAVIDYALAYA, AMRAVATI

Students' Satisfaction Survey Analysis Report 2020-21

We have conducted Students' Satisfaction Survey feedback from 2104 numbers of students through online process by web link <https://www.vbmv.org/>

or Direct Link URL: <https://vbmv.org/survey.php>

AVERAGE RATING OF STUDENTS' SATISFACTION SURVEY RESPONSE FOUND TO BE AT 87.99%.

SCALE FOR OPINION OF SSS FOUND TO BE AT RANK A (100-80).

The following are the observations on Students' Satisfaction Survey feedback;

1. The facilities available in the institute are sufficient for conducting research work has been found to be disagreeing by students but as compared to previous year survey, this percentage of disagreeing has been reduced, whereas percentage of agreeing has been raised.
2. The institute has Student Council but representation of students' on academic & administrative bodies/committees of the institution is found to be very little but as compared to previous year survey, this percentage of very little has been reduced, whereas percentage of to a great extent has been raised.
3. Welfare schemes for students like scholarships, fellowships, etc. are available found to be very little but as compared to previous year survey, this percentage of very little has been reduced, whereas percentage of to a great extent has been raised.
4. The institute organizes activities for community services and on current issues are found to be less and needs to be improvement in the community services and on current issues.

This report has been prepared by following members:

SN	Name of Teachers	Designation
1.	Dr. G. T. Lamdhade	Convener
2.	Dr. V. P. Shekokar	Member
3.	Dr. P. S. Bodkhe	Member
4.	Dr. Y. D. Akhare	Member
5.	Prof. S. M. Mohod	Member
6.	Dr. S. K. Rodde	Member

Date: 14.10.2021



Pentak
PRINCIPAL
VIDYA BHARATI MAHAVIDYALAYA
AMRAVATI