



VIDYA BHARATI MAHAVIDYALAYA AMRAVATI

NAAC Re-accredited with Grade "A" (CGPA 3.23-Third Cycle) | CPE Status (Thrice) by UGC
Mentor College under Paramarsh Scheme by UGC
'Lead College' by S.G.B. Amravati University, Amravati.

2.6.2

**Attainment of Programme Outcomes (PO) and
Course Outcomes (CO)**

2.6.2 Attainment of PO, PSO and CO

Program Outcome Attainment 2022-23

Introduction:

Program Outcomes (PO) of various programs offered by the college are measured on the basis of performance of the learners in different curricular and co-curricular activities. Depending on the nature of the programme, the college uses a variety of methods to measure the attainment level of Program Outcomes of the learners. Some of these methods have been listed below:

1. Continuous monitoring of students while doing regular practical and handling different instruments to evaluate modern tool usage.
2. Use of continuous internal evaluation through unit tests, assignments, seminars, and other participative learning methods to evaluate subject knowledge.
3. Participation of learners in different elocution, debate, seminar and sports competitions to assess individual and team work.
4. Use of question-answer methodology to check communication skills and critical thinking of learners.
5. Project based work in PG classes to evaluate the efficiency to conduct investigations of complex problems and design/development of solutions.
6. Students' involvement in different activities like tree-plantation, rain water harvesting, NSS, etc. to evaluate his/her responsibilities toward environment protection and sustainability.
7. Effective use of ICT techniques by the learners to acquire modern tool usage and employability skills.
8. Learner's involvement in group discussions, field visits and study tours are used to assess social interaction and effective communication as well as effective citizenship and social and professional ethics in a student.

Beside this, learners are evaluated constantly based on their regularity, their responsiveness, participation in class discussions, and participation in co-curricular activities and the overall quality of their conduct. In addition to above parameters the scale used to analyze the attainment of Program outcomes is as under:

Attainment Level 1: 0-25% Students successfully completed the respective course at final year.

Attainment Level 2: 26-49% Students successfully completed the respective course at final year.

Attainment Level 3: 50-74% Students successfully completed the respective course at final year.

Attainment Level 4: 75-100% Students successfully completed the respective course at final year.

Based on the above parameters the attainment level of Program Outcomes of the program offered by the college is as under:

Sr. No.	Program Name	Number of students appeared in the final year examination	Number of students passed in final year examination	% of Result	Attainment Level
1	B.A.-III Sem-VI	103	37	35.92	2
2	B.Com.-III Sem-VI	131	104	79.39	4
3	B.Com.-III (A&F) Sem-VI	101	71	70.3	3
4	B.Sc.-III Sem-VI	255	145	56.86	3
5	B.Voc. III Cosmetic Sem-VI	11	11	100	4
6	B.Voc. III Software Sem-VI	0	0	0	0
7	B.Voc. III Agriculture Sem-VI	26	15	57.69	3
8	BBA-III Sem-VI	136	83	61.03	3
9	BCA-III Sem-VI	140	115	82.14	4
10	B.Tech.-IVCosmetic Sem-VIII	97	90	92.78	4
11	B.L.I.Sc.- Sem-II	5	2	40	2
12	M.A. English Sem-IV	22	10	45.45	2
13	M.Com.-II Sem-IV	43	28	65.12	3
14	M.Sc. II Maths Sem-IV	41	20	48.78	2
15	M.Sc.-Bot-II Sem-IV	39	23	58.97	3
16	M.Sc.-Chem-II Sem-IV	41	18	43.9	2
17	M.Sc.-II Comp Sci Sem-IV	40	23	57.5	3
18	M.Sc.-Phy-II Sem-IV	26	12	46.15	2
19	M.Sc.-Zoo-II Sem-IV	39	17	43.59	2
20	MBA-II Sem-IV	65	28	43.08	2
21	MCA-II Sem-IV	66	66	100	4
22	MCM-II Sem-IV	20	16	80	4
23	MHRD-II Sem-IV	20	13	65	3
23	MTECH-II Sem-IV	26	26	100	4

Program Specific Outcome Attainment 2022-23

Introduction:

Program Specific Outcomes (PSO) of various programs offered by the college are measured on the basis of performance of the learners in different curricular and co-curricular activities. Depending on the nature of the programme, the college uses a variety of methods to measure the attainment level of Program Specific Outcomes of the learners. Some of these methods have been listed below:

1. Continuous monitoring of students while doing regular practicals and handling different instruments to evaluate modern tool usage.
2. Use of continuous internal evaluation through unit tests, assignments, seminars, and other participative learning methods to evaluate subject knowledge.
3. Participation of learners in different elocution, debate, seminar and sports competitions to assess individual and team work.
4. Use of question-answer methodology to check communication skills and critical thinking of learners.
5. Project based work in PG classes to evaluate the efficiency to conduct investigations of complex problems and design/development of solutions.
6. Students' involvement in different activities like tree-plantation, rain water harvesting, NSS, etc. to evaluate his/her responsibilities toward environment protection and sustainability.
7. Effective use of ICT techniques by the learners to acquire modern tool usage and employability skills.
8. Learner's involvement in group discussions, field visits and study tours are used to assess social interaction and effective communication as well as effective citizenship and social and professional ethics in a student.

Beside this, learners are evaluated constantly based on their regularity, their responsiveness, participation in class discussions, and participation in co-curricular activities and the overall quality of their conduct. In addition to above parameters, the scale used to analyze the attainment of Program Specific outcomes is as under:

Parameter-I:

Attainment Level 1: 0-25% Learners succeeded in the year end examination.

Attainment Level 2: 26-49% Learners succeeded in the year end examination.

Attainment Level 3: 50-74% Learners succeeded in the year end examination.

Attainment Level 4: 75-100% Learners succeeded in the year end examination.

Parameter-II:

Attainment Level 1: 0-25% Learners succeeded in the year end examination with distinction.

Attainment Level 2: 26-49% Learners succeeded in the year end examination with distinction.

Attainment Level 3:50-74% Learners succeeded in the year end examination with distinction.

Attainment Level 4:75-100% Learners succeeded in the year end examination with distinction.

Parameter-III:

Attainment Level 1: 0-25% Learners succeeded in the year end examination with first class.

Attainment Level 2:26-49% Learners succeeded in the year end examination with first class.

Attainment Level 3:50-74% Learners succeeded in the year end examination with first class.

Attainment Level 4:75-100% Learners succeeded in the year end examination with first class.

Parameter-IV:

Attainment Level 4: 0-25% Learners succeeded in the year end examination with second class.

Attainment Level 3:26-49% Learners succeeded in the year end examination with second class.

Attainment Level 2:50-74% Learners succeeded in the year end examination with second class.

Attainment Level 1:75-100% Learners succeeded in the year end examination with second class.

Parameter-V:

Attainment Level 4: 0-25% Learners succeeded in the year end examination below second class.

Attainment Level 3:26-49% Learners succeeded in the year end examination below second class.

Attainment Level 2:50-74% Learners succeeded in the year end examination below second class.

Attainment Level 1:75-100% Learners succeeded in the year end examination below second class.

Based on the above parameters the attainment level of Program Specific outcomes of the program offered by the college is as under:

30	B.-Voc (Software Development) Sem VI	No Admission	0	0	0	0	0	0	0	0	0	0	0	0	0	0	0	0
31	B.-Voc (Agriculture) Sem II	No Admission	0	0	0	0	0	0	0	0	0	0	0	0	0	0	0	0
32	B.-Voc (Agriculture) Sem IV	6	6	100	6	0	0	0	0.00	100.00	0.00	0.00	1	4	4	4	4	3.4
33	B.-Voc (Agriculture) Sem VI	21	15	71.43	15	0	0	0	0.00	100.00	0.00	0.00	1	4	4	4	3	3.2
34	M.B.A.Sem II	66	8	12.12	8	0	0	0	0.00	100.00	0.00	0.00	1	4	4	4	1	2.8
35	M.B.A.Sem IV	65	28	43.08	28	0	0	0	0.00	100.00	0.00	0.00	1	4	4	4	2	3
36	M.C.M.Sem II	36	12	33.33	9	0	0	3	25.00	75.00	0.00	0.00	2	4	4	4	2	3.2
37	M.C.M.Sem IV	20	16	80	7	5	0	4	25.00	43.75	31.25	0.00	2	2	3	4	4	3
38	MHRD.Sem II	17	9	52.94	6	3	0	0	0.00	66.67	33.33	0.00	1	3	3	4	3	2.8
39	MHRD.Sem IV	20	13	65	11	0	0	2	15.38	84.62	0.00	0.00	1	4	4	4	3	3.2
40	M.SC. PHY Sem II	21	17	80.95	13	3	0	1	5.88	76.47	17.65	0.00	1	4	4	4	4	3.4
41	M.SC. PHY Sem IV	26	12	46.15	10	0	0	2	16.67	83.33	0.00	0.00	1	4	4	4	2	3
42	M.SC. Chem.Sem II	36	27	75	6	6	0	15	55.56	22.22	22.22	0.00	3	1	4	4	4	3.2
43	M.SC. Chem. Sem IV	41	18	43.9	15	0	0	3	16.67	83.33	0.00	0.00	1	4	4	4	2	3
44	M.SC. Bot.Sem II	28	14	50	2	0	2	10	71.43	14.29	0.00	14.29	3	1	4	4	3	3
45	M.SC. Bot. Sem IV	39	23	58.97	7	0	1	15	65.22	30.43	0.00	4.35	3	2	4	4	3	3.2
46	M.SC. Zoo. Sem II	31	24	77.42	18	5	0	1	4.17	75.00	20.83	0.00	1	4	4	4	4	3.4
47	M.SC. Zoo. Sem IV	39	17	43.59	9	1	0	7	41.18	52.94	5.88	0.00	2	3	4	4	2	3
48	M.C.A.Sem II	69	50	72.46	44	3	0	3	6.00	88.00	6.00	0.00	1	4	4	4	3	3.2
49	M.C.A.Sem IV	66	66	100	66	0	0	0	0.00	100.00	0.00	0.00	1	4	4	4	4	3.4
50	M.Tech.(Cosmetic Technology) Sem II	23	15	65.22	4	0	0	11	73.33	26.67	0.00	0.00	3	2	4	4	3	3.2
51	M.Tech.(Cosmetic Technology) Sem IV	26	26	100	1	0	0	25	96.15	3.85	0.00	0.00	4	1	4	4	4	3.4
52	M.SC.Math. II	43	40	93.02	21	10	6	3	7.50	52.50	25.00	15.00	1	3	3	4	4	3
53	M.SC.Math. IV	41	20	48.78	10	5	2	3	15.00	50.00	25.00	10.00	1	3	3	4	2	2.6
54	M.Com. Sem II	44	17	38.64	11	6	0	0	0.00	64.71	35.29	0.00	1	3	3	4	2	2.6
54	M.Com. Sem IV	43	28	65.12	16	12	0	0	0.00	57.14	42.86	0.00	1	3	3	4	3	2.8
54	M. Sc. Comp. Sem II	35	30	85.71	16	6	0	8	26.67	53.33	20.00	0.00	2	3	4	4	4	3.4
54	M. Sc. Comp. Sem IV	40	23	57.5	15	4	0	4	17.39	65.22	17.39	0.00	1	3	4	4	3	3
54	M. A. English Sem II	13	7	53.85	0	5	2	0	0.00	0.00	71.43	28.57	1	1	2	3	3	2
54	M. A. English Sem IV	22	10	45.45	6	4	0	0	0.00	60.00	40.00	0.00	1	3	3	4	2	2.6

Course Outcome Attainment

2022-23

Introduction: Course Outcomes (CO) of various programs offered by the college are measured on the basis of performance of the learners in different curricular and co-curricular activities. Depending on the nature of the programme, the college practices different methods to measure the attainment level of Course Outcomes. Some of these methods have been listed below:

1. Continuous monitoring of students while doing regular practicals and handling different instruments to evaluate modern tool usage.
2. Use of continuous internal evaluation through unit tests, assignments, seminars, and other participative learning methods to evaluate subject knowledge.
3. Participation of learners in different elocution, debate, seminar and sports competitions to assess individual and team work.
4. Use of question-answer methodology to check communication skills and critical thinking of learners.
5. Project based work in PG classes to evaluate the efficiency to conduct investigations of complex problems and design/development of solutions.
6. Students' involvement in different activities like tree-plantation, rain water harvesting, NSS, etc. to evaluate his/her responsibilities toward environment protection and sustainability.
7. Effective use of ICT techniques by the learners to acquire modern tool usage and employability skills.
8. Learner's involvement in group discussions, field visits and study tours are used to assess social interaction and effective communication as well as effective citizenship and social and professional ethics in a student.

Beside this, learners are evaluated constantly based on their regularity, their responsiveness, participation in class discussions, and participation in co-curricular activities and the overall quality of their conduct. In addition to above parameters the scale used to analyze the attainment of course outcomes is as under:

Parameter-I:

Attainment Level 1: 0-25% Learners succeeded in the year end examination.

Attainment Level 2: 26-49% Learners succeeded in the year end examination.

Attainment Level 3: 50-74% Learners succeeded in the year end examination.

Attainment Level 4: 75-100% Learners succeeded in the year end examination.

Parameter-II:

Attainment Level 1: 0-25% Learners succeeded in the year end examination with distinction.

Attainment Level 2: 26-49% Learners succeeded in the year end examination with distinction.

Attainment Level 3: 50-74% Learners succeeded in the year end examination with distinction.

Attainment Level 4: 75-100% Learners succeeded in the year end examination with distinction.

Parameter-III:

Attainment Level 1: 0-25% Learners succeeded in the year end examination with first class.

Attainment Level 2: 26-49% Learners succeeded in the year end examination with first class.

Attainment Level 3: 50-74% Learners succeeded in the year end examination with first class.

Attainment Level 4: 75-100% Learners succeeded in the year end examination with first class.

Parameter-IV:

Attainment Level 4: 0-25% Learners succeeded in the year end examination with second class.

Attainment Level 3: 26-49% Learners succeeded in the year end examination with second class.

Attainment Level 2: 50-74% Learners succeeded in the year end examination with second class.

Attainment Level 1: 75-100% Learners succeeded in the year end examination with second class.

Parameter-V:

Attainment Level 4: 0-25% Learners succeeded in the year end examination below second class.

Attainment Level 3: 26-49% Learners succeeded in the year end examination below second class.

Attainment Level 2: 50-74% Learners succeeded in the year end examination below second class.

Attainment Level 1: 75-100% Learners succeeded in the year end examination below second class.

Based on the above parameters the attainment level of Program Specific outcomes of the program offered by the college is as under:

S. N.	Class	Subject	Appeared for Exam. (No. of Students)	Pass in Final Exam (No. of Students)	% of Result	Pass in Final Exam (No. of Students)	Pass in First Class (No. of Students)	Pass in second Class (No. of Students)	Pass in third Class (No. of Students)	Distinction (No. of Students)	Distinction (%)	Pass in First Class (%)	Pass in second Class (%)	Pass below second classes (%)	Criterion-II	Criterion-III	Criterion-IV	Criterion-V	Criterion-I	Cumulated Attainment Level (Average 14-18)
1	2	3	4	5	6	7	8	9	10	11	12	13	14	15	16	17	18	19	20	21
1	B.Sc.Sem II	CPS	80	73	91.25	73	33	20	8	12	16.44	45.21	27.40	10.96	1	2	3	4	4	2.8
		Marathi	179	169	94.41	169	112	43	14	0	0.00	66.27	25.44	8.28	1	3	3	4	4	3
		URD	15	15	100	15	15	0	0	0	0.00	100.00	0.00	0.00	1	4	4	4	4	3.4
		CPV	57	34	59.65	34	4	18	10	2	5.88	11.76	52.94	29.41	1	1	2	3	3	2
		Zoology	81	46	56.79	46	27	19	0	0	0.00	58.70	41.30	0.00	1	3	3	4	3	2.8
		Botany	88	48	54.55	48	30	18	0	0	0.00	62.50	37.50	0.00	1	3	3	4	3	2.8
		Chemistry	149	44	29.53	44	44	0	0	0	0.00	100.00	0.00	0.00	1	4	4	4	2	3
		Physics	115	75	65.21	75	51	17	0	7	9.33	68.00	22.67	0.00	1	3	4	4	3	3
		Math III	97	20	28.61	20	0	0	20	0	0.00	0.00	0.00	100.00	1	1	4	1	2	1.8
		Math IV	97	72	74.22	72	11	22	39	0	0.00	15.28	30.56	54.17	1	1	3	2	3	2
		ETC	29	13	44.83	13	1	4	8	0	0.00	7.69	30.77	61.54	1	1	3	2	2	1.8
		Hindi	32	28	87.5	28	24	4	0	0	0.00	85.71	14.29	0.00	1	4	4	4	4	3.4
		INC	3	2	67	2	1	1	0	0	0.00	50.00	50.00	0.00	1	3	2	4	3	2.6
		English	235	196	83.4	196	67	72	44	13	6.63	34.18	36.73	22.45	1	2	3	4	4	2.8
		AEC	235	235	100	235	0	0	0	235	100.00	0.00	0.00	0.00	4	1	4	4	4	3.4
		GOEC	235	235	100	235	0	0	0	235	100.00	0.00	0.00	0.00	4	1	4	4	4	3.4
2	B.Sc.Sem IV	Physics	127	83	65.35	83	33	33	5	12	14.46	39.76	39.76	6.02	1	2	3	4	3	2.6
		Chemistry	139	84	60.43	84	28	43	13	0	0.00	33.33	51.19	15.48	1	2	2	4	3	2.4
		Botany	63	33	52.38	33	16	14	0	3	9.09	48.48	42.42	0.00	1	2	3	4	3	2.6
		Zoology	73	47	64.38	47	27	17	0	3	6.38	57.45	36.17	0.00	1	3	3	4	3	2.8

		CPV	32	22	68.75	22	8	12	0	2	9.09	36.36	54.55	0.00	1	2	2	4	3	2.4
		INC	6	6	100	6	2	4	0	0	0.00	33.33	66.67	0.00	1	2	2	4	4	2.6
		MTH	107	81	75.7	81	17	28	36	0	0.00	20.99	34.57	44.44	1	1	3	3	4	2.4
		CPS	62	47	75.81	47	35	4	0	8	17.02	74.47	8.51	0.00	1	3	4	4	4	3.2
		ETC	24	16	66.67	16	2	6	7	1	6.25	12.50	37.50	43.75	1	1	3	3	3	2.2
3	B.Sc.Sem VI	Physics	149	108	72.48	108	49	38	5	16	14.81	45.37	35.19	4.63	1	2	3	4	3	2.6
		Chemistry	171	90	52.63	90	70	7	0	13	14.44	77.78	7.78	0.00	1	4	4	4	3	3.2
		Botany	85	52	61.18	52	5	38	9	0	0.00	9.62	73.08	17.31	1	1	2	4	3	2.2
		Zoology	85	57	67.06	57	36	15	0	6	10.53	63.16	26.32	0.00	1	3	3	4	3	2.8
		CPS	61	48	78.69	48	22	18	0	8	16.67	45.83	37.50	0.00	1	2	3	4	4	2.8
		INC	16	9	56.25	9	6	2	0	1	11.11	66.67	22.22	0.00	1	3	4	4	3	3
		CPV	38	28	73.68	28	15	10	1	2	7.14	53.57	35.71	3.57	1	3	3	4	3	2.8
		Maths	121	110	90.91	110	24	36	50	0	0.00	21.82	32.73	45.45	1	1	3	3	4	2.4
		ETC	32	23	71.88	23	4	11	7	1	4.35	17.39	47.83	30.43	1	1	3	3	3	2.2
4	B.L.I.Sc.-II	librarianhship as aprofession	5	3	60	3	3	0	0	0	0.00	100.00	0.00	0.00	1	4	4	4	3	3.2
		Library Management	5	4	80	4	4	0	0	0	0.00	100.00	0.00	0.00	1	4	4	4	4	3.4
		Knowledge organization and document Discription	5	2	40	2	2	0	0	0	0.00	100.00	0.00	0.00	1	4	4	4	2	3
		Advance computer Application	5	5	100	5	5	0	0	0	0.00	100.00	0.00	0.00	1	4	4	4	4	3.4
		Information sources and services	5	4	80	4	4	0	0	0	0.00	100.00	0.00	0.00	1	4	4	4	4	3.4
		Porsonality development & career planning	5	5	100	5	5	0	0	0	0.00	100.00	0.00	0.00	1	4	4	4	4	3.4
5	B.Com.I Sem-II	English	108	100	92.59	100	34	19	33	14	14.00	34.00	19.00	33.00	1	2	4	3	4	2.8
		Business Communicatio	108	108	100	108	0	0	0	108	100.00	0.00	0.00	0.00	4	1	4	4	4	3.4

		n Skill in English (AEC)																		
		Marathi	17	16	94.12	16	1	11	4	0	0.00	6.25	68.75	25.00	1	1	2	3	4	2.2
		Communication Skill in Marathi (AEC)	17	17	100	17	0	0	0	17	100.00	0.00	0.00	0.00	4	1	4	4	4	3.4
		Hindi	21	17	80.95	17	7	2	8	0	0.00	41.18	11.76	47.06	1	2	4	3	4	2.8
		Communication Skill in Hindi (AEC)	21	21	100	21	0	0	0	21	100.00	0.00	0.00	0.00	4	1	4	4	4	3.4
		Supplementary English	70	68	97.14	68	21	16	31	0	0.00	30.88	23.53	45.59	1	2	4	3	4	2.8
		Communication Skill in Supplementary English (AEC)	70	70	100	70	0	0	0	70	100.00	0.00	0.00	0.00	4	1	4	4	4	3.4
		Financial Accounting	108	95	87.96	95	20	20	39	16	16.84	21.05	21.05	41.05	1	1	4	3	4	2.6
		Business Economics	108	92	85.19	92	15	18	58	1	1.09	16.30	19.57	63.04	1	1	4	2	4	2.4
		Principles of Business Organisation	108	98	90.74	98	11	25	62	0	0.00	11.22	25.51	63.27	1	1	3	2	4	2.2
		Computer fundamental and operating system-II	108	96	88.89		53	2	3	38	39.58	55.21	2.08	3.13	2	3	4	4	4	3.4
		Jeevan Koushalya (GOEC)	108	108	100	108	84	0	0	24	22.22	77.78	0.00	0.00	1	4	4	4	4	3.4
6	B.Com.II Sem IV	English	108	102	94.44	102	25	24	15	38	37.25	24.51	23.53	14.71	2	1	4	4	4	3
		Marathi	42	41	97.62	41	20	12	8	1	2.44	48.78	29.27	19.51	1	2	3	4	4	2.8
		Supplementary English	35	33	94.29	33	8	1	0	24	72.73	24.24	3.03	0.00	3	1	4	4	4	3.2
		Hindi	31	29	93.55	29	14	7	4	4	13.79	48.28	24.14	13.79	1	2	4	4	4	3
		Corporate Account	108	100	92.59	100	15	7	8	70	70.00	15.00	7.00	8.00	3	1	4	4	4	3.2
		Business Statistics	108	98	90.74	98	20	21	15	42	42.86	20.41	21.43	15.31	2	1	4	4	4	3
		Income Tax	108	87	80.56	87	20	18	43	6	6.90	22.99	20.69	49.43	1	1	4	3	4	2.6
		Indian Financial system	108	94	87.04	94	30	36	18	10	10.64	31.91	38.30	19.15	1	2	3	4	4	2.8

		Information Technology & Business Data Processing	108	102	94.44	102	40	16	4	42	41.18	39.22	15.69	3.92	2	2	4	4	4	3.2
7	B.Com.III Sem VI	English	131	124	94.66	124	8	45	71	0	0.00	6.45	36.29	57.26	1	1	3	2	4	2.2
		Marathi	35	35	100	35	9	19	7	0	0.00	25.71	54.29	20.00	1	2	2	4	4	2.6
		Supplementary English	52	44	84.62	44	9	15	20	0	0.00	20.45	34.09	45.45	1	1	3	3	4	2.4
		Hindi	44	44	100	44	18	7	7	12	27.27	40.91	15.91	15.91	2	2	4	4	4	3.2
		Management Accounting	131	124	94.66	124	53	25	8	38	30.65	42.74	20.16	6.45	2	2	4	4	4	3.2
		Economics Of Development	131	116	88.55	116	29	32	54	1	0.86	25.00	27.59	46.55	1	2	3	3	4	2.6
		Company Law	131	113	86.26	113	22	52	38	1	0.88	19.47	46.02	33.63	1	1	3	3	4	2.4
		Internet & Www-II	131	124	94.66	124	63	32	16	13	10.48	50.81	25.81	12.90	1	3	3	4	4	3
		E-Commerce-II	131	122	93.13	122	64	35	10	13	10.66	52.46	28.69	8.20	1	3	3	4	4	3
8	B.Com I(A and F) Sem-II	English	107	94	87.85	94	31	22	20	21	22.34	32.98	23.40	21.28	1	2	4	4	4	3
		Business Communication Skill in English (AEC)	107	105	98.13	105	0	0	0	105	100.00	0.00	0.00	0.00	4	1	4	4	4	3.4
		Marathi	57	51	89.47	51	9	15	26	1	1.96	17.65	29.41	50.98	1	1	3	2	4	2.2
		Communication Skill in Marathi (AEC)	56	56	100	56	0	0	0	56	100.00	0.00	0.00	0.00	4	1	4	4	4	3.4
		Supplementary English	28	24	85.71	24	5	4	14	1	4.17	20.83	16.67	58.33	1	1	4	2	4	2.4
		Communication Skill in Supplementary English (AEC)	27	27	100	27	0	0	0	27	100.00	0.00	0.00	0.00	4	1	4	4	4	3.4
		Hindi	23	20	86.96	20	2	2	16	0	0.00	10.00	10.00	80.00	1	1	4	1	4	2.2
		Communication Skill in Hindi (AEC)	23	22	95.65	22	0	0	0	22	100.00	0.00	0.00	0.00	4	1	4	4	4	3.4
		Business Environment	107	89	83.18	89	11	13	64	1	1.12	12.36	14.61	71.91	1	1	4	2	4	2.4
		Financial Account	107	78	72.9	78	4	11	63	0	0.00	5.13	14.10	80.77	1	1	4	1	3	2

		Business Mathematics	107	77	71.96	77	13	13	51	0	0.00	16.88	16.88	66.23	1	1	4	2	3	2.2
		GOEC (Jeevan koushalya)	107	105	98.13	105	100	0	0	5	4.76	95.24	0.00	0.00	1	4	4	4	4	3.4
9	B.Com II(A and F) Sem-IV	English	95	87	91.58	87	43	34	10	0	0.00	49.43	39.08	11.49	1	2	3	4	4	2.8
		Hindi	25	24	96	24	8	11	5	0	0.00	33.33	45.83	20.83	1	2	3	4	4	2.8
		Marathi	30	29	96.67	29	8	7	14	0	0.00	27.59	24.14	48.28	1	2	4	3	4	2.8
		Supplementary English	40	37	92.5	37	15	11	11	0	0.00	40.54	29.73	29.73	1	2	3	3	4	2.6
		Business Law 1	95	75	78.95	75	13	19	43	0	0.00	17.33	25.33	57.33	1	1	3	2	4	2.2
		Management Accounting	95	75	78.95	75	2	23	50	0	0.00	2.67	30.67	66.67	1	1	3	2	4	2.2
		Management 1	95	82	86.32	82	18	25	39	0	0.00	21.95	30.49	47.56	1	1	3	3	4	2.4
		Indirect Tax Laws	95	75	78.95	75	9	17	49	0	0.00	12.00	22.67	65.33	1	1	4	2	4	2.4
		Business Statistics	95	79	83.16	79	11	37	28	3	3.80	13.92	46.84	35.44	1	1	3	3	4	2.4
10	B.Com III (A and F) Sem-VI	English	101	100	99.01	100	38	19	9	34	34.00	38.00	19.00	9.00	2	2	4	4	4	3.2
		Marathi	39	38	97.44	38	6	6	2	24	63.16	15.79	15.79	5.26	3	1	4	4	4	3.2
		Hindi	34	33	97.06	33	6	2	1	24	72.73	18.18	6.06	3.03	3	1	4	4	4	3.2
		Supplementary English	28	28	100	28	11	3	1	13	46.43	39.29	10.71	3.57	2	2	4	4	4	3.2
		Financial Accounting	101	97	96.04	97	19	24	45	9	9.28	19.59	24.74	46.39	1	1	4	3	4	2.6
		Cost Accounting	101	88	87.13	88	7	30	50	1	1.14	7.95	34.09	56.82	1	1	3	2	4	2.2
		Buisness Law-III	101	93	92.08	93	14	31	44	4	4.30	15.05	33.33	47.31	1	1	3	3	4	2.4
		Financial Management-II	101	77	76.24	77	5	24	46	2	2.60	6.49	31.17	59.74	1	1	3	2	4	2.2
		Financial Market Operation	101	85	84.16	85	20	21	39	5	5.88	23.53	24.71	45.88	1	1	4	3	4	2.6
11	BAI SemII	English	106	74	69.81	74	10	23	27	14	18.92	13.51	31.08	36.49	1	1	3	3	3	2.2
		English Literature	28	23	82.14	23	9	7	1	6	26.09	39.13	30.43	4.35	2	2	3	4	4	3
		History	77	24	31.17	24	4	8	7	5	20.83	16.67	33.33	29.17	1	1	3	3	2	2

		Marathi	106	75	70.7 5	75	39	14	10	12	16.00	52.0 0	18.6 7	13.3 3	1	3	4	4	3	3
		Marathi Literature	22	18	81.8 2	18	6	6	4	2	11.11	33.3 3	33.3 3	22.2 2	1	2	3	4	4	2.8
		Psychology	40	33	82.5	33	4	18	11	0	0.00	12.1 2	54.5 5	33.3 3	1	1	2	3	4	2.2
		Political Science	55	43	78.1 8	43	15	23	3	2	4.65	34.8 8	53.4 9	6.98	1	2	2	4	4	2.6
		Sociology	61	52	85.2 5	52	11	25	15	1	1.92	21.1 5	48.0 8	28.8 5	1	1	3	3	4	2.4
		Economics	52	45	86.5 4	45	19	19	7	0	0.00	42.2 2	42.2 2	15.5 6	1	2	3	4	4	2.8
		AEC	106	106	100	106	0	0	0	106	100.00	0.00	0.00	0.00	4	1	4	4	4	3.4
		GOEC	106	106	100	106	0	0		106	100.00	0.00	0.00	0.00	4	1	4	4	4	3.4
12	B.A.II Sem IV	English	75	47	62.6 7	47	19	27	0	1	2.13	40.4 3	57.4 5	0.00	1	2	2	4	3	2.4
		English Literature	26	9	34.6 2	9	4	5	0	0	0.00	44.4 4	55.5 6	0.00	1	2	2	4	2	2.2
		History	49	47	95.9 2	47	11	31	5	0	0.00	23.4 0	65.9 6	10.6 4	1	1	2	4	4	2.4
		Marathi	75	47	62.6 7	47	28	15	1	3	6.38	59.5 7	31.9 1	2.13	1	3	3	4	3	2.8
		Marathi Literature	11	5	45.4 5	5	1	2	2	0	0.00	20.0 0	40.0 0	40.0 0	1	1	3	3	2	2
		Economics	33	28	84.8 5	28	10	8	8	2	7.14	35.7 1	28.5 7	28.5 7	1	2	3	3	4	2.6
		Psychology	30	21	70	21	8	3	4	6	28.57	38.1 0	14.2 9	19.0 5	2	2	4	4	3	3
		Political Science	41	22	53.6 6	22	8	10	1	3	13.64	36.3 6	45.4 5	4.55	1	2	3	4	3	2.6
		Sociology	40	26	65	26	3	19	4	0	0.00	11.5 4	73.0 8	15.3 8	1	1	2	4	3	2.2
13	B.A III SEM VI	English	100	63	63	63	17	36	0	10	15.87	26.9 8	57.1 4	0.00	1	2	2	4	3	2.4
		English Literature	16	13	81.2 5	13	6	6	0	1	7.69	46.1 5	46.1 5	0.00	1	2	3	4	4	2.8
		History	77	54	70.1 3	54	9	31	14	0	0.00	16.6 7	57.4 1	25.9 3	1	1	2	3	3	2
		Marathi	100	63	63	63	18	30	3	12	19.05	28.5 7	47.6 2	4.76	1	2	3	4	3	2.6
		Marathi Literature	16	6	37.5	6	1	1	4	0	0.00	16.6 7	16.6 7	66.6 7	1	1	4	2	2	2
		Psychology	38	22	57.8 9	22	10	8	3	1	4.55	45.4 5	36.3 6	13.6 4	1	2	3	4	3	2.6
		Political Science	51	34	66.6 7	34	14	13	2	5	14.71	41.1 8	38.2 4	5.88	1	2	3	4	3	2.6
		Sociology	58	43	74.1 4	43	10	26	6	1	2.33	23.2 6	60.4 7	13.9 5	1	1	2	4	3	2.2

		Economics	46	39	84.78	39	15	18	6	0	0.00	38.46	46.15	15.38	1	2	3	4	4	2.8
14	B.C.A.Sem II	Communication Skill	156	152	97.44	152	106	11	7	28	18.42	69.74	7.24	4.61	1	3	4	4	4	3.2
		Communication Skill in English (AEC)	156	156	100	156	0	0	0	156	100.00	0.00	0.00	0.00	4	1	4	4	4	3.4
		Computer System and Interface	155	119	76.77	119	8	58	52	1	0.84	6.72	48.74	43.70	1	1	3	3	4	2.4
		Data Base Management System	156	97	62.18	97	11	48	38	0	0.00	11.34	49.48	39.18	1	1	3	3	3	2.2
		Object Oriented Programming	156	113	72.44	113	19	41	51	2	1.77	16.81	36.28	45.13	1	1	3	3	3	2.2
		Fundamental of Computational Mathematics	156	108	69.23	108	10	40	57	1	0.93	9.26	37.04	52.78	1	1	3	2	3	2
		Fund. of C Programming (GOEC)	156	149	95.51	149	70	18	36	25	16.78	46.98	12.08	24.16	1	2	4	4	4	3
15	B.C.A.Sem IV	SAD & MIS	145	96	66.21	96	18	33	45	0	0.00	18.75	34.38	46.88	1	1	3	3	3	2.2
		Visual Basic	146	78	53.42	78	4	26	48	0	0.00	5.13	33.33	61.54	1	1	3	2	3	2
		Web Desinging And Office Automation	143	113	79.02	113	39	21	40	13	11.50	34.51	18.58	35.40	1	2	4	3	4	2.8
		Networking	145	95	65.52	95	29	26	26	14	14.74	30.53	27.37	27.37	1	2	3	3	3	2.4
		Advanced Microprocessor and Micro Controller	143	95	66.43	95	31	27	30	7	7.37	32.63	28.42	31.58	1	2	3	3	3	2.4
16	B.C.A.Sem VI	Net using Asp	143	114	79.72	114	22	39	51	2	1.75	19.30	34.21	44.74	1	1	3	3	4	2.4
		Client Server Technology	143	124	86.71	124	33	30	36	25	20.16	26.61	24.19	29.03	1	2	4	3	4	2.8
		Multimedia & its Application	143	129	90.21	129	44	34	36	15	11.63	34.11	26.36	27.91	1	2	3	3	4	2.6
		Software Testing	143	127	88.81	127	49	35	31	12	9.45	38.58	27.56	24.41	1	2	3	4	4	2.8
		ADBMS	143	126	88.11	126	38	31	34	23	18.25	30.16	24.60	26.98	1	2	4	3	4	2.8
17	B.Tech. Sem II	Cosmetic Technology-II	68	58	85.29	58	32	20	0	6	10.34	55.17	34.48	0.00	1	3	3	4	4	3

		Cosmetic Chemistry-II	68	49	72.06	49	22	25	0	2	4.08	44.90	51.02	0.00	1	2	2	4	3	2.4
		Herbal Cosmetics -II	68	61	89.71	61	44	7	0	10	16.39	72.13	11.48	0.00	1	3	4	4	4	3.2
		Dermatology-II	68	60	88.24	60	29	8	0	23	38.33	48.33	13.33	0.00	2	2	4	4	4	3.2
		Perfume and colour -I	68	61	89.71	61	19	5	0	37	60.66	31.15	8.20	0.00	3	2	4	4	4	3.4
		Mathematics and Statics-II	68	36	52.94	36	5	31	0	0	0.00	13.89	86.11	0.00	1	1	1	4	3	2
18	B.Tech. Sem IV	Cosmetic Technology-IV	64	61	95.31	61	38	20	0	3	4.92	62.30	32.79	0.00	1	3	3	4	4	3
		Cosmetic Chemistry-IV	64	59	92.19	59	24	33	0	2	3.39	40.68	55.93	0.00	1	2	2	4	4	2.6
		Beauty culture and Clinical Cosmetics-II	64	62	96.88	62	25	1	0	36	58.06	40.32	1.61	0.00	3	2	4	4	4	3.4
		Cosmetics Analysis-I	64	59	92.19	59	36	19	0	4	6.78	61.02	32.20	0.00	1	3	3	4	4	3
		Cosmetics Engg-II	64	60	93.75	60	37	21	0	2	3.33	61.67	35.00	0.00	1	3	3	4	4	3
		Dermatology-IV	64	61	95.31	61	21	1	0	39	63.93	34.43	1.64	0.00	3	2	4	4	4	3.4
19	B.Tech. semVI	Cosmetic Technology-VI	51	51	100	51	30	17	0	4	7.84	58.82	33.33	0.00	1	3	3	4	4	3
		Perfume and colour -IV	51	51	100	51	27	8	0	16	31.37	52.94	15.69	0.00	2	3	4	4	4	3.4
		Herbal Cosmetics -IV	51	50	98.04	50	30	3	0	17	34.00	60.00	6.00	0.00	2	3	4	4	4	3.4
		Physical Cosmetics-II	51	51	100	51	27	5	0	19	37.25	52.94	9.80	0.00	2	3	4	4	4	3.4
		Cosmetics Analysis-III	51	51	100	51	30	16	0	5	9.80	58.82	31.37	0.00	1	3	3	4	4	3
		Cosmetic Management-II	51	51	100	51	5	0	0	46	90.20	9.80	0.00	0.00	4	1	4	4	4	3.4
20	B.Tech.sem VIII	Cosmetic Technology-VIII	97	91	93.81	91	56	5	0	30	32.97	61.54	5.49	0.00	2	3	4	4	4	3.4
		Perfume and colour -VI	97	94	96.91	94	48	4	0	42	44.68	51.06	4.26	0.00	2	3	4	4	4	3.4
		Herbal Cosmetics -VI	97	94	96.91	94	70	10	0	14	14.89	74.47	10.64	0.00	1	3	4	4	4	3.2
		Cosmetic Jurrisprudence	97	95	97.94	95	54	9	0	32	33.68	56.84	9.47	0.00	2	3	4	4	4	3.4
		Cosmetics Engg-IV	97	91	93.81	91	41	24	0	26	28.57	45.05	26.37	0.00	2	2	3	4	4	3
		Project	97	97	100	97	0	0	0	97	100.00	0.00	0.00	0.00	4	1	4	4	4	3.4
21	B.B.A.I SEM II	Business Environment	149	123	82.55	123	35	60	8	20	16.26	28.46	48.78	6.50	1	2	3	4	4	2.8

		Business Law	149	116	77.8 5	116	33	58	6	19	16.38	28.4 5	50.0 0	5.17	1	2	2	4	4	2.6
		Fundamental of Accounting	149	121	81.2 1	121	35	58	8	20	16.53	28.9 3	47.9 3	6.61	1	2	3	4	4	2.8
		Financial Services	149	130	87.2 5	130	40	60	11	19	14.62	30.7 7	46.1 5	8.46	1	2	3	4	4	2.8
		Fundamental of Computer	149	126	84.5 6	126	37	59	13	17	13.49	29.3 7	46.8 3	10.3 2	1	2	3	4	4	2.8
		Disaster Management	146	146	100	146	146	0	0	0	0.00	100. 00	0.00	0.00	1	4	4	4	4	3.4
22	B.B.A.II SEM IV	4241-MS	133	109	81.9 5	109	22	52	25	10	9.17	20.1 8	47.7 1	22.9 4	1	1	3	4	4	2.6
		4242-MM	133	109	81.9 5	109	20	54	24	11	10.09	18.3 5	49.5 4	22.0 2	1	1	3	4	4	2.6
		4243-MSE	133	106	79.7	106	18	50	23	15	14.15	16.9 8	47.1 7	21.7 0	1	1	3	4	4	2.6
		4244-CA	133	83	62.4 1	83	15	40	15	13	15.66	18.0 7	48.1 9	18.0 7	1	1	3	4	3	2.4
		4245-IT	133	114	85.7 1	114	21	57	20	16	14.04	18.4 2	50.0 0	17.5 4	1	1	2	4	4	2.4
23	B.B.A.III SEM VI	4261-MA	136	97	71.3 2	97	17	52	17	11	11.34	17.5 3	53.6 1	17.5 3	1	1	2	4	3	2.2
		4262-IL	136	111	81.6 2	111	24	51	26	10	9.01	21.6 2	45.9 5	23.4 2	1	1	3	4	4	2.6
		4263-AUDITING	136	94	69.1 2	94	18	50	16	10	10.64	19.1 5	53.1 9	17.0 2	1	1	2	4	3	2.2
		4264-IM	136	113	83.0 9	113	20	58	22	13	11.50	17.7 0	51.3 3	19.4 7	1	1	2	4	4	2.4
		4265-SM	136	100	73.5 3	100	30	50	15	5	5.00	30.0 0	50.0 0	15.0 0	1	2	2	4	3	2.4
24	B.-Voc (Cosmetic Technology) Sem II	No admission	NIL	NIL	NIL	NIL	NIL	NIL	NIL	NIL	NIL	NIL	NIL	NIL	NIL	NIL	NIL	NIL	NIL	NIL
25	B.-Voc (Cosmetic Technology) Sem IV	No admission	NIL	NIL	NIL	NIL	NIL	NIL	NIL	NIL	NIL	NIL	NIL	NIL	NIL	NIL	NIL	NIL	NIL	NIL
26	B.-Voc (Cosmetic Technology) Sem VI	Industrial Organization & Management	11	11	100	11	0	0	0	11	100.00	0.00	0.00	0.00	4	1	4	4	4	3.4
		Soft Skill Development-II	11	11	100	11	0	0	0	11	100.00	0.00	0.00	0.00	4	1	4	4	4	3.4

		Skill Component -VI	11	11	100	11	0	0	0	11	100.00	0.00	0.00	0.00	4	1	4	4	4	3.4
27	B.Voc. (Agri)	1461- Industrial Chemistry	21	18	85.71		11	7	0	0	0.00	61.11	38.89	0.00	1	3	3	4	4	3
		1462- Soft Skill Development	21	15	71.43		10	5	0	0	0.00	66.67	33.33	0.00	1	3	3	4	3	2.8
		1463-Skill Components	21	19	90.48		12	7	0	0	0.00	63.16	36.84	0.00	1	3	3	4	4	3
		1464- Industrial Organization	21	19	90.48		13	6	0	0	0.00	68.42	31.58	0.00	1	3	3	4	4	3
		1465- soft Skill Development	21	19	90.48		14	5	0	0	0.00	73.68	26.32	0.00	1	3	3	4	4	3
27	B.-Voc (Software Development) Sem VI	No Admission	NIL	NIL	NIL	NIL	NIL	NIL	NIL	NIL	NIL	NIL	NIL	NIL	NIL	NIL	NIL	NIL	NIL	NIL
28	M.B.A. SEM II	2651-BC	66	53	80.3	53	35	8	2	8	15.09	66.04	15.09	3.77	1	3	4	4	4	3.2
		2652-MM	66	54	81.82	54	35	9	1	9	16.67	64.81	16.67	1.85	1	3	4	4	4	3.2
		2653-CF	66	44	66.67	44	25	15	0	4	9.09	56.82	34.09	0.00	1	3	3	4	3	2.8
		2654-RM	66	11	16.67	11	6	2	2	1	9.09	54.55	18.18	18.18	1	3	4	4	1	2.6
		2655-P&O	66	36	54.55	36	22	4	4	6	16.67	61.11	11.11	11.11	1	3	4	4	3	3
		2656-HRM	66	51	77.27	51	32	10	4	5	9.80	62.75	19.61	7.84	1	3	4	4	4	3.2
		2657- Entrepreneurship	66	66	100	66	66				0.00	100.00	0.00	0.00	1	4	4	4	4	3.4
29	M.B.A SEM IV	1431 - Strategic Management	65	57	87.69	57	32	13	4	8	14.04	56.14	22.81	7.02	1	3	4	4	4	3.2
		1432 - Financial Decision Analysis.	32	31	96.88	31	16	7	0	8	25.81	51.61	22.58	0.00	2	3	4	4	4	3.4
		1433 - Security Analysis and Portfolio Management	32	30	93.75	30	16	10	0	4	13.33	53.33	33.33	0.00	1	3	3	4	4	3
		1434 - Financial Derivatives	32	32	100	32	17	12	0	3	9.38	53.13	37.50	0.00	1	3	3	4	4	3
		1435 - Management of	32	31	96.88	31	15	13	0	3	9.68	48.39	41.94	0.00	1	2	3	4	4	2.8

		Financial Services																		
		1436 - Foreign Exchange Market	32	27	84.38	27	13	12	0	2	7.41	48.15	44.44	0.00	1	2	3	4	4	2.8
		1437 - Insurance Management	32	31	96.88	31	15	12	1	3	9.68	48.39	38.71	3.23	1	2	3	4	4	2.8
		1438 - Project	65	59	90.77	59	45	12	0	2	3.39	76.27	20.34	0.00	1	4	4	4	4	3.4
		1442 - Sales & Promotion Management	26	21	80.77	21	12	7	0	2	9.52	57.14	33.33	0.00	1	3	3	4	4	3
		1443 - Marketing of Services	26	16	61.54	16	10	2	0	4	25.00	62.50	12.50	0.00	2	3	4	4	3	3.2
		1444 - MKT. for Non-Profit Organizations and SS	26	15	57.69	15	9	3	0	3	20.00	60.00	20.00	0.00	1	3	4	4	3	3
		1445 - Retail Banking	26	17	65.38	17	11	3	1	2	11.76	64.71	17.65	5.88	1	3	4	4	3	3
		1446 - Rural Marketing	26	17	65.38	17	10	4	0	3	17.65	58.82	23.53	0.00	1	3	4	4	3	3
		1447 - International Marketing Environment	26	21	80.77	21	13	6	0	2	9.52	61.90	28.57	0.00	1	3	3	4	4	3
		1452 - Human Behaviour at W.	7	6	85.71	6	3	1	0	2	33.33	50.00	16.67	0.00	2	3	4	4	4	3.4
		1453 - Organization Development	7	6	85.71	6	4	1	0	1	16.67	66.67	16.67	0.00	1	3	4	4	4	3.2
		1454 - Management of Group Process	7	6	85.71	6	4	0	0	2	33.33	66.67	0.00	0.00	2	3	4	4	4	3.4
		1455 - Corporate Leadership Management	7	6	85.71	6	3	1	0	2	33.33	50.00	16.67	0.00	2	3	4	4	4	3.4
		1456 - Knowledge Management	7	6	85.71	6	5	0	0	1	16.67	83.33	0.00	0.00	1	4	4	4	4	3.4
		1457 - International HRM	7	6	85.71	6	6	0	0	0	0.00	100.00	0.00	0.00	1	4	4	4	4	3.4
30	M.C.M.Sem II	1121-POM	36	25	69.44	25	10	10	3	2	8.00	40.00	40.00	12.00	1	2	3	4	3	2.6

		1122-ADBMS	36	20	55.5 6	20	5	13	0	2	10.00	25.0 0	65.0 0	0.00	1	2	2	4	3	2.4
		1123-JAVA	36	15	41.6 7	15	3	10	0	2	13.33	20.0 0	66.6 7	0.00	1	1	2	4	2	2
		1124-SE-I	36	18	50	18	11	5	0	2	11.11	61.1 1	27.7 8	0.00	1	3	3	4	3	2.8
		1125-ORT	36	23	63.8 9	23	10	10	0	3	13.04	43.4 8	43.4 8	0.00	1	2	3	4	3	2.6
		1126-COMP LAB-II	36	31	86.1 1	31	1	0	0	30	96.77	3.23	0.00	0.00	4	1	4	4	4	3.4
31	M.C.M.Sem IV	1141-IT	20	19	95	19	11	7	1	0	0.00	57.8 9	36.8 4	5.26	1	3	3	4	4	3
		1142-E-COM	20	19	95	19	4	13	2	0	0.00	21.0 5	68.4 2	10.5 3	1	1	2	4	4	2.4
		1143-DWM	20	16	80	16	5	10	1	0	0.00	31.2 5	62.5 0	6.25	1	2	2	4	4	2.6
		1144-COMP LAB-IV	20	20	100	20	4	0	0	16	80.00	20.0 0	0.00	0.00	4	1	4	4	4	3.4
		1145-Project /Seminar	20	20	100	20	4	0	0	16	80.00	20.0 0	0.00	0.00	4	1	4	4	4	3.4
32	M.H.R.D.S em II	3121-MT	17	14	82.3 5	14	8	4	1	1	7.14	57.1 4	28.5 7	7.14	1	3	3	4	4	3
		3122-IP	17	14	82.3 5	14	6	4	2	2	14.29	42.8 6	28.5 7	14.2 9	1	2	3	4	4	2.8
		3123-S&HR	17	12	70.5 9	12	9	2	1	0	0.00	75.0 0	16.6 7	8.33	1	4	4	4	3	3.2
		3124-CAI	17	11	64.7 1	11	8	1	0	2	18.18	72.7 3	9.09	0.00	1	3	4	4	3	3
		3125-NIL	17	14	82.3 5	14	6	4	1	3	21.43	42.8 6	28.5 7	7.14	1	2	3	4	4	2.8
		3126-RM	17	13	76.4 7	13	6	4	2	1	7.69	46.1 5	30.7 7	15.3 8	1	2	3	4	4	2.8
		3127-Ind Visit	17	17	100	17	11	3	2	1	5.88	64.7 1	17.6 5	11.7 6	1	3	4	4	4	3.2
33	M.H.R.D.S em IV	3141-DHR	20	16	80	16	9	4	1	2	12.50	56.2 5	25.0 0	6.25	1	3	3	4	4	3
		3142-WSA	20	16	80	16	11	3	1	1	6.25	68.7 5	18.7 5	6.25	1	3	4	4	4	3.2
		3143-EE	20	15	75	15	7	3	2	3	20.00	46.6 7	20.0 0	13.3 3	1	2	4	4	4	3
		3144-FA	20	14	70	14	11	2	0	1	7.14	78.5 7	14.2 9	0.00	1	4	4	4	3	3.2
		3145-CP	20	16	80	16	10	5	0	1	6.25	62.5 0	31.2 5	0.00	1	3	3	4	4	3
		3146-HRA	20	14	70	14	7	5	0	2	14.29	50.0 0	35.7 1	0.00	1	3	3	4	3	2.8
		3147- PROJECT (GRADE)	20	18	90	18	18				0.00	100. 00	0.00	0.00	1	4	4	4	4	3.4

34	M.SC. PHY Sem II	EDS - I	21	19	90.4 8	19	13	5	0	1	5.26	68.4 2	26.3 2	0.00	1	3	3	4	4	3
		Quantum Mechanics - II	21	20	95.2 4	20	13	3	3	1	5.00	65.0 0	15.0 0	15.0 0	1	3	4	4	4	3.2
		Solid state Physics	21	17	80.9 5	17	13	3	0	1	5.88	76.4 7	17.6 5	0.00	1	4	4	4	4	3.4
		Network Theorem	21	19	90.4 8	19	13	3	2	1	5.26	68.4 2	15.7 9	10.5 3	1	3	4	4	4	3.2
35	M.SC. PHY Sem IV	Nuclear and Particle Physics	26	20	76.9 2	20	12	6	0	2	10.00	60.0 0	30.0 0	0.00	1	3	3	4	4	3
		OP- AMP	26	15	57.6 9	15	12	4	0	4	26.67	80.0 0	26.6 7	0.00	2	4	3	4	3	3.2
		Condensed Matter Physics - II	26	17	65.3 8	17	12	2	3	3	17.65	70.5 9	11.7 6	17.6 5	1	3	4	4	3	3
		Nanoscience and Nanotechnolog y	26	18	69.2 3	18	12	6	1	1	5.56	66.6 7	33.3 3	5.56	1	3	3	4	3	2.8
36	M.SC. Chem.Sem II	Inorganic Chemistry	36	29	80.5 6	29	14	10	0	5	17.24	48.2 8	34.4 8	0.00	1	2	3	4	4	2.8
		Organic Chemistry	36	31	86.1 1	31	16	12	0	3	9.68	51.6 1	38.7 1	0.00	1	3	3	4	4	3
		Physical Chemistry	36	31	86.1 1	31	15	12	0	4	12.90	48.3 9	38.7 1	0.00	1	2	3	4	4	2.8
		Analytical Chemistry	36	36	100	36	18	14	0	4	11.11	50.0 0	38.8 9	0.00	1	3	3	4	4	3
37	M.SC. Chem. Sem IV	Spectroscopy	41	19	46.3 4	19	10	6	0	3	15.79	52.6 3	31.5 8	0.00	1	3	3	4	2	2.6
		General Analytical Chemistry	41	25	60.9 8	25	12	10	0	3	12.00	48.0 0	40.0 0	0.00	1	2	3	4	3	2.6
		Organic Synthesis -II	41	24	58.5 4	24	12	10	0	2	8.33	50.0 0	41.6 7	0.00	1	3	3	4	3	2.8
		Medicinal Chemistry	41	30	73.1 7	30	16	12	0	2	6.67	53.3 3	40.0 0	0.00	1	3	3	4	3	2.8
38	M.SC. Bot.Sem II	Plant Physiology	28	14	50	14	12	0	0	2	14.29	85.7 1	0.00	0.00	1	4	4	4	3	3.2
		Evolution and Diversity of Bryophytes and pteridophytes	28	14	50	14	12	0	0	2	14.29	85.7 1	0.00	0.00	1	4	4	4	3	3.2
		Genetics and Planrt breeding	28	14	50	14	12	0	0	2	14.29	85.7 1	0.00	0.00	1	4	4	4	3	3.2
		Plant Biochemistry	28	14	50	14	12	0	0	2	14.29	85.7 1	0.00	0.00	1	4	4	4	3	3.2

		and Pharmacognosy																		
39	M.Sc. Bot. Sem IV	Plant Ecology	39	23	58.97	23	15	7	0	1	4.35	65.22	30.43	0.00	1	3	3	4	3	2.8
		Environment Ecology	39	23	58.97	23	15	7	0	1	4.35	65.22	30.43	0.00	1	3	3	4	3	2.8
		Plant Breeding	39	23	58.97	23	15	7	0	1	4.35	65.22	30.43	0.00	1	3	3	4	3	2.8
		Genetic Engineering	39	23	58.97	23	15	7	0	1	4.35	65.22	30.43	0.00	1	3	3	4	3	2.8
40	M.Sc. Zoo. Sem II	Molecular Cell Biology	31	27	87.1	27	18	5	1	3	11.11	66.67	18.52	3.70	1	3	4	4	4	3.2
		Tools & Techniques in Biology	31	29	93.55	29	18	5	3	3	10.34	62.07	17.24	10.34	1	3	4	4	4	3.2
		Endocrinology	31	29	93.55	29	18	6	2	3	10.34	62.07	20.69	6.90	1	3	4	4	4	3.2
		Environment & Ecology	31	29	93.55	29	18	5	4	2	6.90	62.07	17.24	13.79	1	3	4	4	4	3.2
41	M.Sc. Zoo. Sem IV	Biochemistry	39	25	64.1	25	9	6	5	5	20.00	36.00	24.00	20.00	1	2	4	4	3	2.8
		Enzymology & Biostatistics	39	28	71.79	28	9	6	7	6	21.43	32.14	21.43	25.00	1	2	4	3	3	2.6
		Animal Physiology III	39	32	82.05	32	9	10	8	5	15.63	28.13	31.25	25.00	1	2	3	3	4	2.6
		Animal Physiology IV	39	29	74.36	29	9	12	2	6	20.69	31.03	41.38	6.90	1	2	3	4	3	2.6
42	M.C.A.Sem II	Client Server Computing	69	56	81.16	56	54	1	0	1	1.79	96.43	1.79	0.00	1	4	4	4	4	3.4
		Artificial Intelligence & Application	69	58	84.06	58	57	0	0	1	1.72	98.28	0.00	0.00	1	4	4	4	4	3.4
		Advance Database Management System	69	58	84.06	58	56	1	0	1	1.72	96.55	1.72	0.00	1	4	4	4	4	3.4
		Software Engineering	69	57	82.61	57	57	0	0	0	0.00	100.00	0.00	0.00	1	4	4	4	4	3.4
		Data Security	69	65	94.2	65	64	1	0	0	0.00	98.46	1.54	0.00	1	4	4	4	4	3.4
43	M.C.A.Sem IV	Industrial Project	66	66	100	66	66	0	0	0	0.00	100.00	0.00	0.00	1	4	4	4	4	3.4
		Seminar	66	66	100	66	66	0	0	0	0.00	100.00	0.00	0.00	1	4	4	4	4	3.4
		Online Subject	66	66	100	66	66	0	0	0	0.00	100.00	0.00	0.00	1	4	4	4	4	3.4

44	M.Tech.(Cosmetic Technology) Sem II	Advance Cosmetic Technology-I	23	19	82.61	19	4	0	0	15	78.95	21.05	0.00	0.00	4	1	4	4	4	3.4
		Advance Cosmetic Technology-I	23	19	82.61	19	2	0	0	17	89.47	10.53	0.00	0.00	4	1	4	4	4	3.4
		Dermatology	23	15	65.22	15	6	8	0	1	6.67	40.00	53.33	0.00	1	2	2	4	3	2.4
45	M.Tech.(Cosmetic Technology) Sem IV	Dissertation Viva-Voce	26	26	100	26	0	0	0	26	100.00	0.00	0.00	0.00	4	1	4	4	4	3.4
46	M.SC.Math. Sem II	Paper -I	43	42	97.67	42	20	15	3	4	9.52	47.62	35.71	7.14	1	2	3	4	4	2.8
		Paper -II	43	43	100	43	21	15	3	4	9.30	48.84	34.88	6.98	1	2	3	4	4	2.8
		Paper -III	43	43	100	43	20	15	3	5	11.63	46.51	34.88	6.98	1	2	3	4	4	2.8
		Paper -IV	43	40	93.02	40	19	15	3	3	7.50	47.50	37.50	7.50	1	2	3	4	4	2.8
		Paper -V	43	42	97.67	42	22	15	3	2	4.76	52.38	35.71	7.14	1	3	3	4	4	3
		Paper -VI	43	42	97.67	42	21	15	3	3	7.14	50.00	35.71	7.14	1	3	3	4	4	3
47	M.SC.Math. Sem IV	Paper -I	41	27	65.85	27	14	10	0	3	11.11	51.85	37.04	0.00	1	3	3	4	3	2.8
		Paper -II	41	30	73.17	30	12	12	3	3	10.00	40.00	40.00	10.00	1	2	3	4	3	2.6
47	M.SC.Math. Sem IV	Paper -III	41	28	68.29	28	13	9	2	4	14.29	46.43	32.14	7.14	1	2	3	4	3	2.6
		Paper -IV	41	31	75.61	31	15	10	3	3	9.68	48.39	32.26	9.68	1	2	3	4	4	2.8
		Paper -V	41	31	75.61	31	16	12	0	3	9.68	51.61	38.71	0.00	1	3	3	4	4	3
48	M.Com. I Sem II	According for managerial decision	44	21	47.73	21	0	0	21	0	0.00	0.00	0.00	100.00	1	1	4	1	2	1.8
		Ability enhancement course (AEC)	44	43	97.73	43	0	0	0	43	100.00	0.00	0.00	0.00	4	1	4	4	4	3.4
		Strategic Management	44	31	70.45	31	5	3	23	0	0.00	16.13	9.68	74.19	1	1	4	2	3	2.2
		Management concept and organizational behavior	44	32	72.73	32	1	1	30	0	0.00	3.13	3.13	93.75	1	1	4	1	3	2

		Computer application in business	44	30	68.18	30					0.00	20.00	33.33	46.67	1	1	3	3	3	2.2
49	M.Com. II Sem IV	Entrepreneurship & skill development	43	34	79.07	34	3	16	15	0	0.00	8.82	47.06	44.12	1	1	3	3	4	2.4
		Sales & distribution management	43	35	81.4	35	14	10	11	0	0.00	40.00	28.57	31.43	1	2	3	3	4	2.6
		Co-operative Management	43	29	67.44	29	2	7	20	0	0.00	6.90	24.14	68.97	1	1	4	2	3	2.2
		International Finance	43	35	81.4	35	8	14	13	0	0.00	22.86	40.00	37.14	1	1	3	3	4	2.4
50	M. Sc. Comp. Sem II	Operating System	35	31	88.57	31	16	12		3	9.68	51.61	38.71	0.00	1	3	3	4	4	3
		Graphics Application	35	32	91.43	32	16	14		2	6.25	50.00	43.75	0.00	1	3	3	4	4	3
		Software Engineering	35	31	88.57	31	15	10		6	19.35	48.39	32.26	0.00	1	2	3	4	4	2.8
		DM & DW	35	30	85.71	30	16	10		4	13.33	53.33	33.33	0.00	1	3	3	4	4	3
51	M. Sc. Comp. Sem IV	Artificial Intelligence	40	24	60	24	10	12		2	8.33	41.67	50.00	0.00	1	2	2	4	3	2.4
		Design & Analysis of Algorithm	40	31	77.5	31	16	6	4	5	16.13	51.61	19.35	12.90	1	3	4	4	4	3.2
		Network Security	40	31	77.5	31	16	10		5	16.13	51.61	32.26	0.00	1	3	3	4	4	3
		Mobile Communication	40	35	87.5	35	16	14		5	14.29	45.71	40.00	0.00	1	2	3	4	4	2.8
52	M. A. English Sem II	History of English Literature	13	9	69.23	9	2	2	5	0	0.00	22.22	22.22	55.56	1	1	4	2	3	2.2
		Literary Criticism	13	9	69.23	9	5	3	1	0	0.00	55.56	33.33	11.11	1	3	3	4	3	2.8
		Poetry	13	7	53.85	7	1	2	4	0	0.00	14.29	28.57	57.14	1	1	3	2	3	2
		Drama	13	8	61.54	8	1	5	2	0	0.00	12.50	62.50	25.00	1	1	2	3	3	2
53	M. A. English Sem IV	Indian writing in English	22	12	54.55	12	5	7	0	0	0.00	41.67	58.33	0.00	1	2	2	4	3	2.4
		Critical theory	22	14	63.64	14	4	6	4	0	0.00	28.57	42.86	28.57	1	2	3	3	3	2.4
		American Literature	22	16	72.73	16	8	6	2	0	0.00	50.00	37.50	12.50	1	3	3	4	3	2.8

	Teaching of English	22	18	81.8 2	18	9	6	0	3	16.67	50.0 0	33.3 3	0.00	1	3	3	4	4	3
--	---------------------	----	----	-----------	----	---	---	---	---	-------	-----------	-----------	------	---	---	---	---	---	---



Prof. P. G. BANSOD
Co-ordinator
Internal Quality Assurance Cell
Vidya Bharati Mahavidyalaya
Camp, Amravati-44602 (M.S.)




PRINCIPAL
VIDYA BHARATI MAHABIDYALAYA
AMRAVATI

Report on Attainment of Learning Outcomes

2022-23

Simply preparing, and communicating the learning outcomes (Programme Outcomes and Course Outcomes) is not sufficient unless there is a strong and structured mechanism for evaluating their attainment as it provides a yardstick to measure as to what extent the institution has succeeded in accomplishing its goals in consonance with its vision and mission. The IQAC has developed an effective and proper mechanism for the attainment of learning outcomes duly approved by the Governing Body. The attainment of learning outcomes is a significant aspect to enhance quality and mend the system to fulfil the need for common good of students, institution and society. Consequently, in 2022-23, the attainment of learning outcomes was given due importance by the college. In order to understand the level of attainment of learning outcomes for various courses, a questionnaire comprising 18 multiple choice questions was devised and uploaded on the institutional website. The details of this survey are as follow:

Survey/Feedback Type: Online

Website address: vbm.v.org

Direct Link URL: <https://vbm.v.org/attainment-COs.php>

Total number of questions attempted: 18

Total number of students in final year examination: 1493


Number students participated: 973

The following are the observations on attainment of learning outcomes:

1. Students were content with the effective presentation and communication of course learning outcomes.
2. Upon completing the program, students admitted to achieving the desired competencies.
3. The college was acknowledged for providing abundant opportunities to develop essential abilities.
4. Learners expressed satisfaction with both the competence of professors and the availability of necessary facilities and equipment.
5. Students showed acceptance and openness to utilizing online learning environments like Google Classrooms more frequently.

Action taken:

1. New skill courses are introduced by departments through certificate course
2. NEP 2020 has been started implementing in PG Courses from this academic year
3. New MoU are signed with organisations for internships, field work and industrial visits
4. Academic Bank of Credits accounts of students are opened on government online portal



Prof. P. G. BANSOD
Co-ordinator
Internal Quality Assurance Cell
Vidya Bharati Mahavidyalaya
Camp, Amravati-446602 (M.S.)



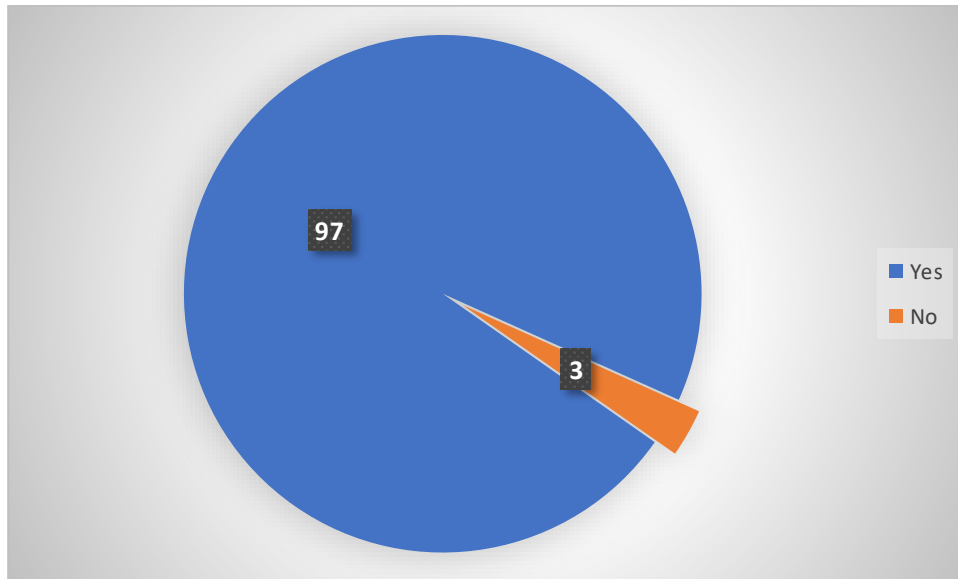
PRINCIPAL
VIDYA BHARATI MAHABIDYALAYA
AMRAVATI

**Response to questionnaire to assess attainment of PO, PSO and CO:
2022-23**

Q1. Is the information available through website and information brochure about the program?

- Yes
- No

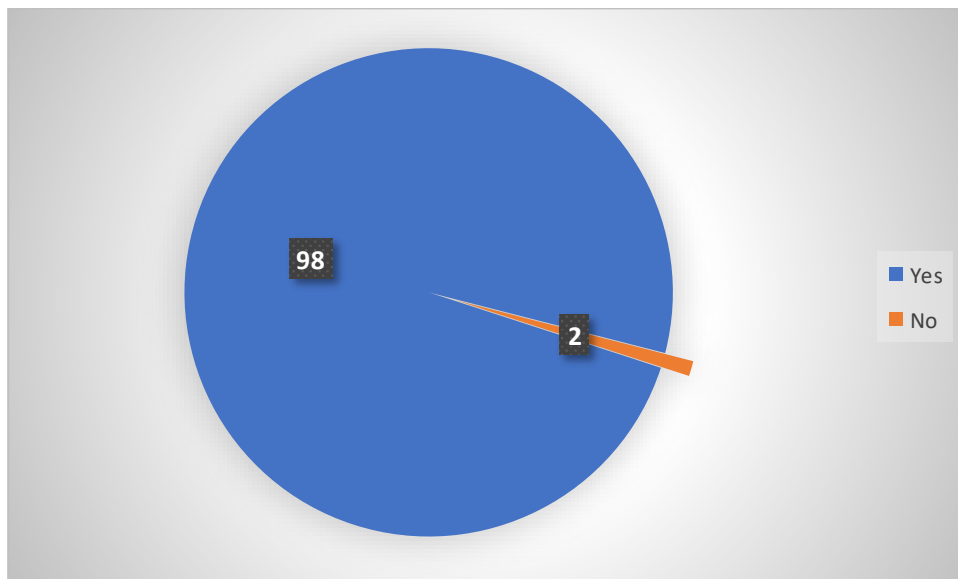
Response:



Q2. Are the learning outcomes (Programme Outcomes and Course Outcomes) displayed on college website?

- Yes
- No

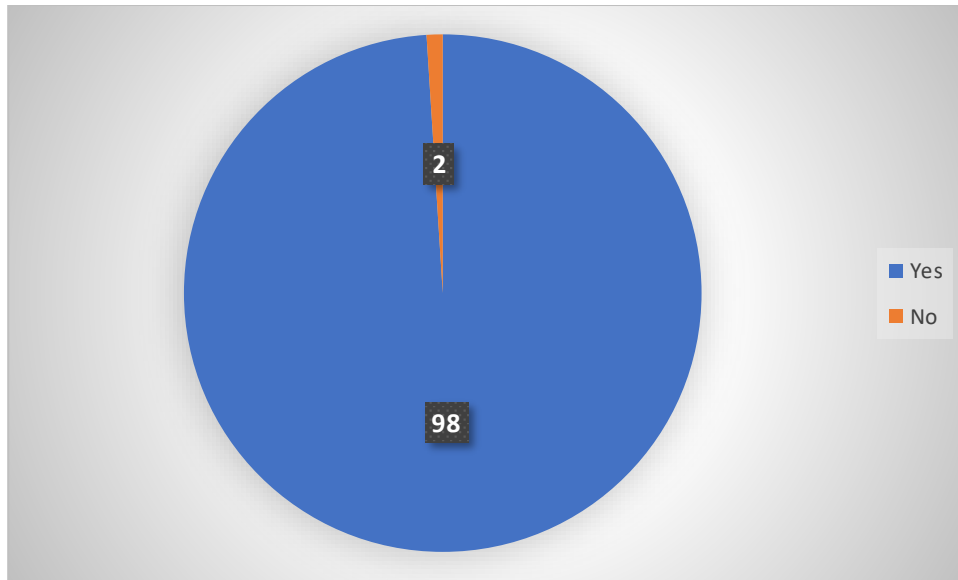
Response:



Q3. Did you read the outcomes of the programme before taking admission?

- Yes
- No

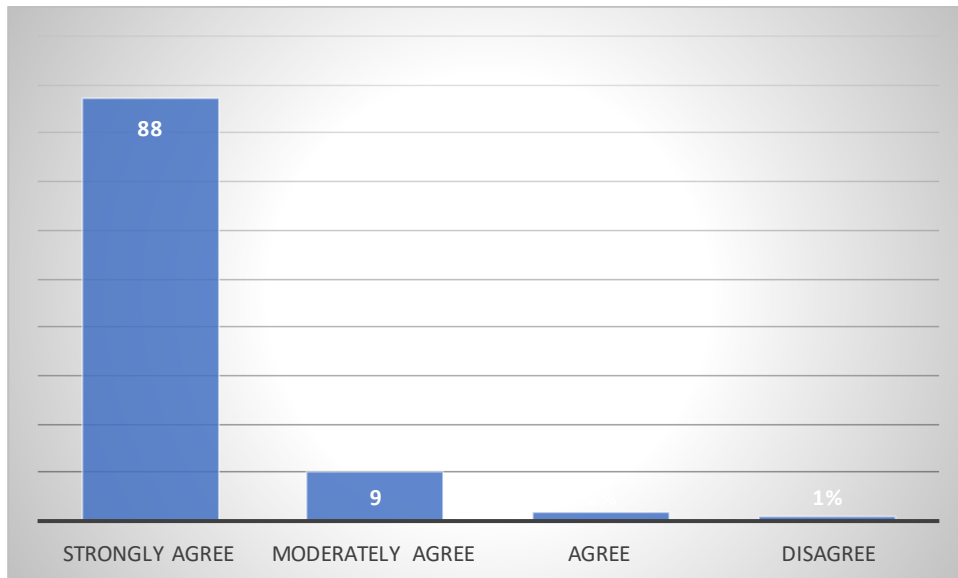
Response:



Q4. I have learned what I expected from the program

- Strongly agree
- Moderately agree
- agree
- disagree

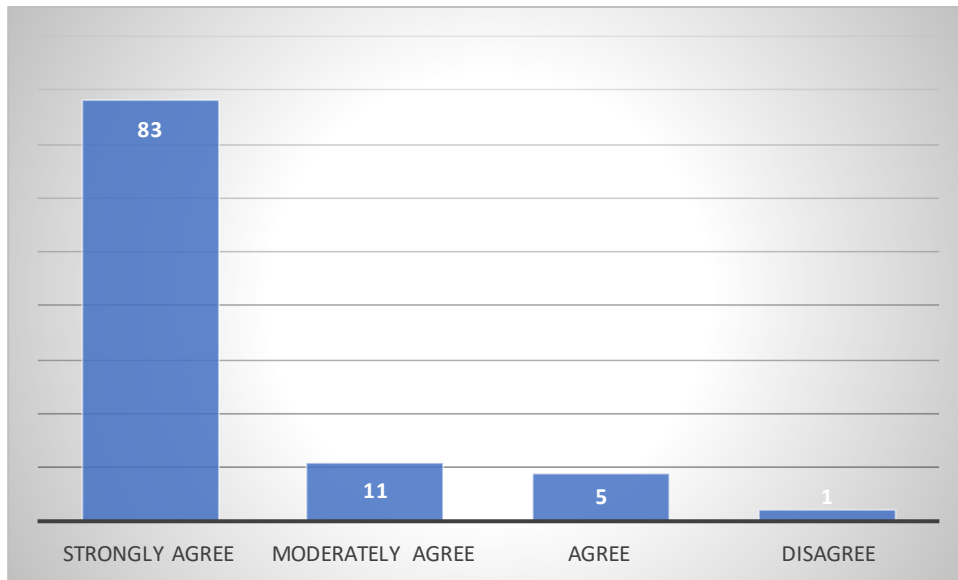
Response:



Q5. The college provided ample opportunities to learn all the skills that you expected

- Strongly agree
- Moderately agree
- agree
- disagree

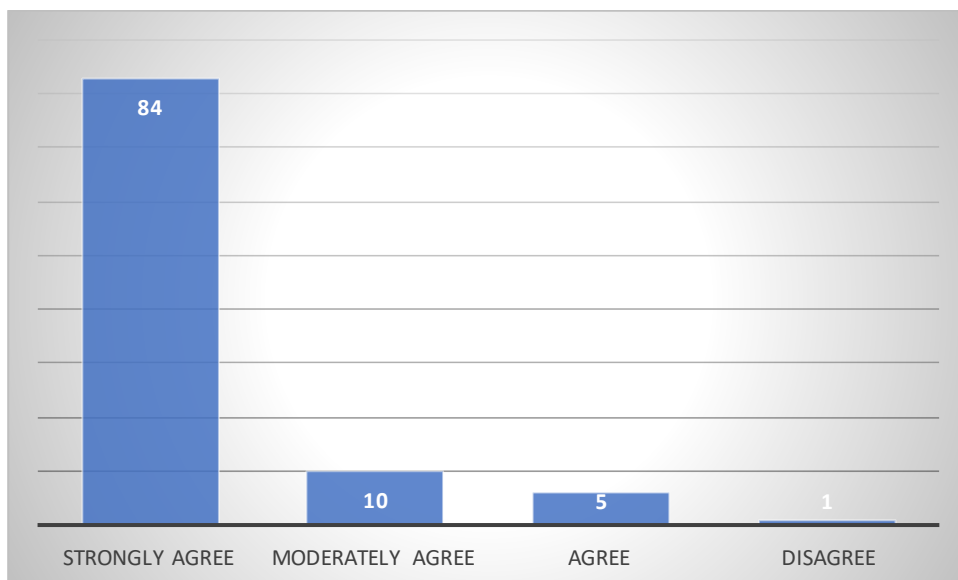
Response:



Q6. The college has adequate number of equipment's and facilities and are well maintained

- Strongly agree
- Moderately agree
- agree
- disagree

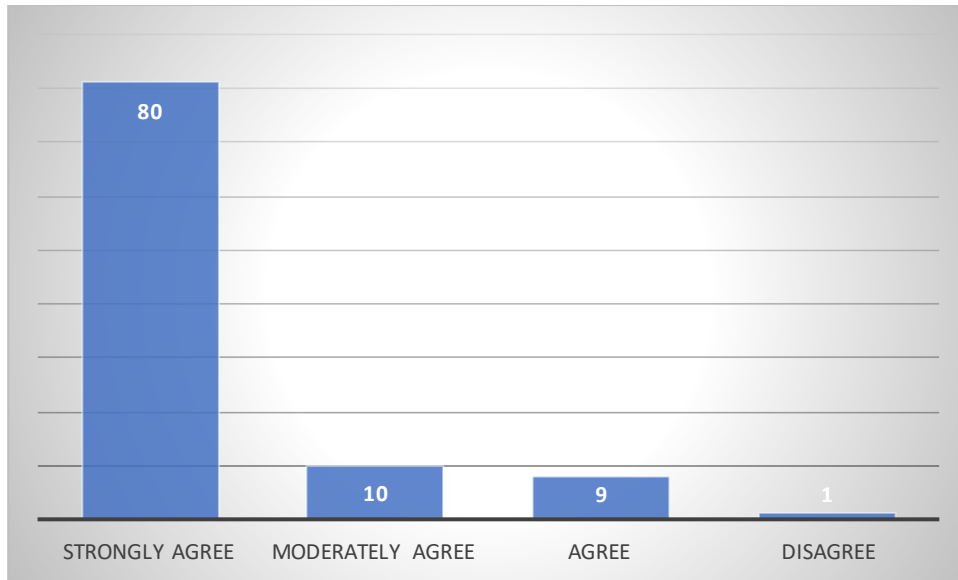
Response:



Q7. The teachers provide sufficient knowledge to develop skills

- Strongly agree
- Moderately agree
- agree
- disagree

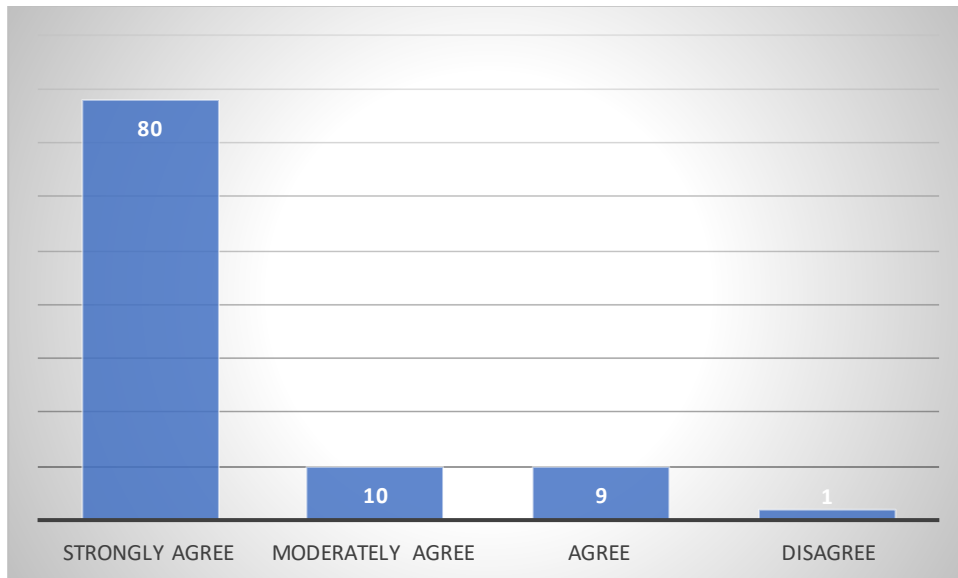
Response:



Q8. Do you have idea of what jobs you might be able to get after completing the program

- Strongly agree
- Moderately agree
- agree
- disagree

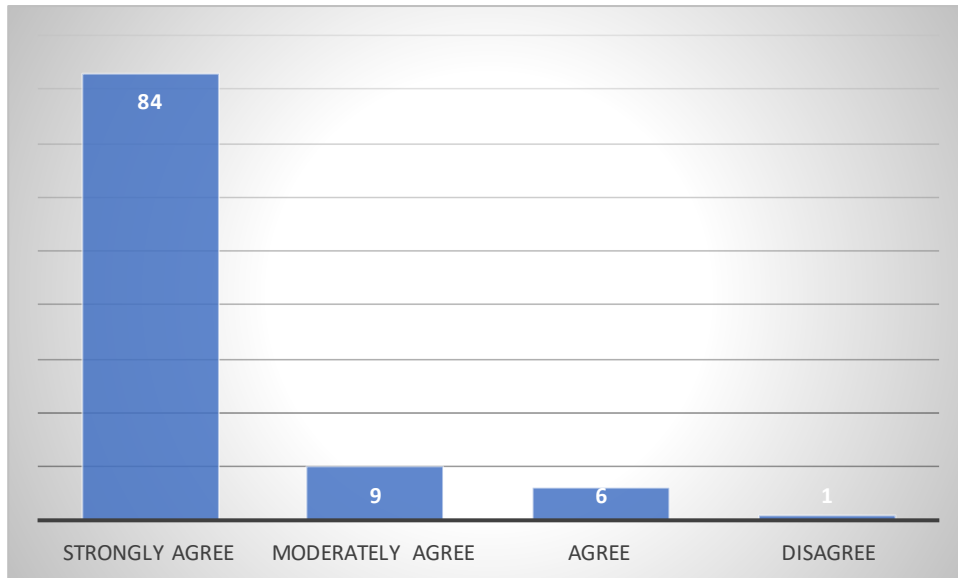
Response:



Q9. Support services such as tutoring and counselling were adequate and helped me succeed in the program

- Strongly agree
- Moderately agree
- agree
- disagree

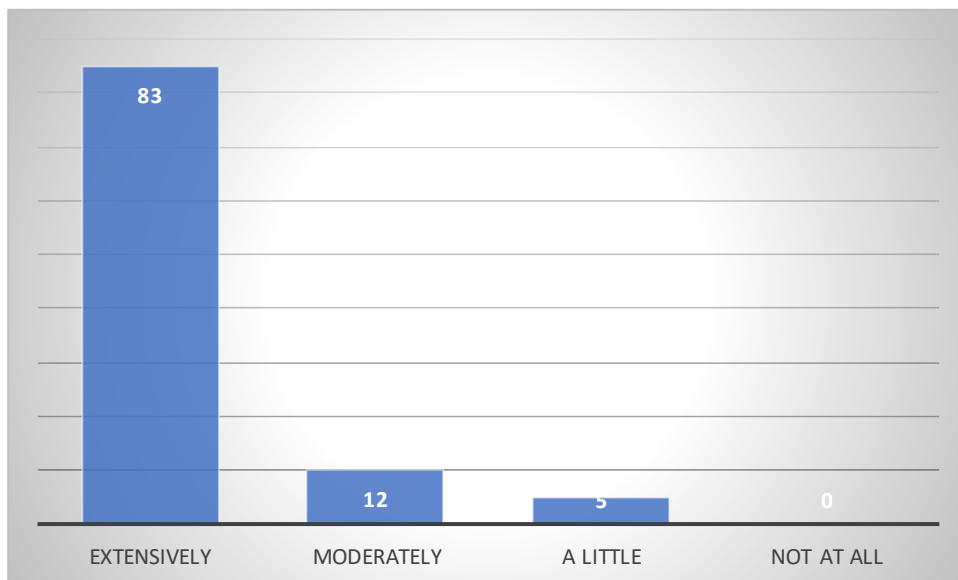
Response:



Q10. How much did you write (assignments, tutorials, activities) in your program?

- Extensively
- Moderately
- A little
- Not at all

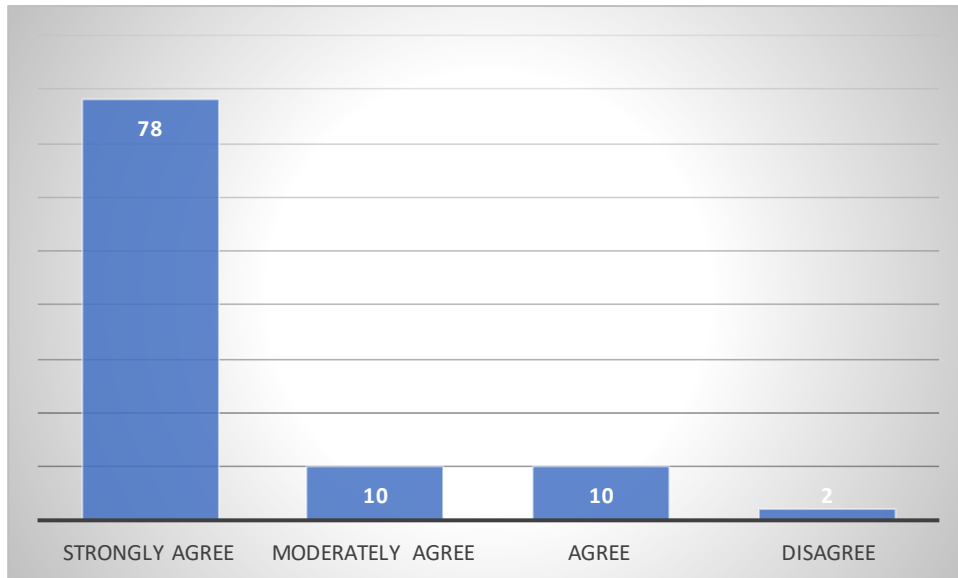
Response:



Q11. Did your program contain activities to increase information technology literacy?

- Extensively
- Moderately
- A little
- Not at all

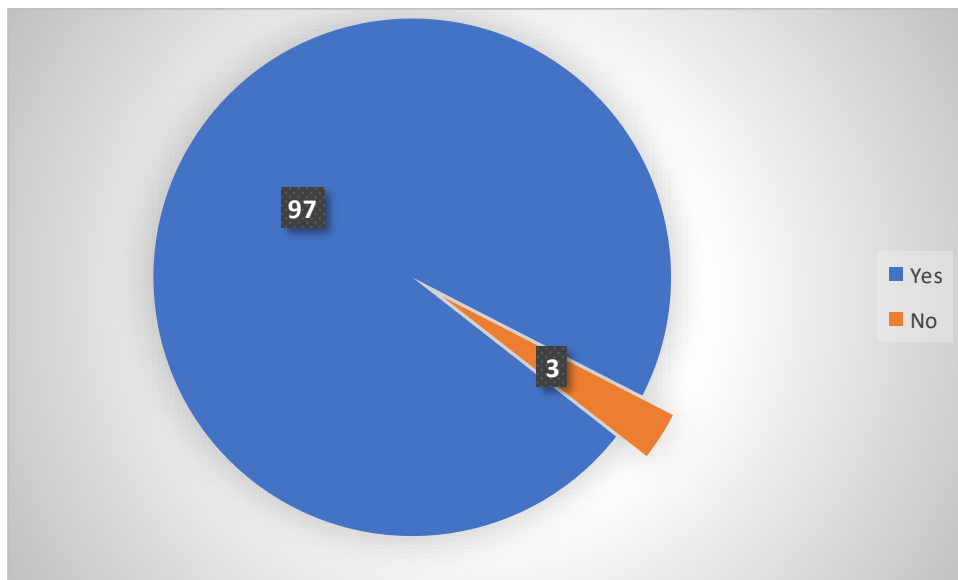
Response:



Q12. Did your program include modes of critical thinking?

- Yes
- No

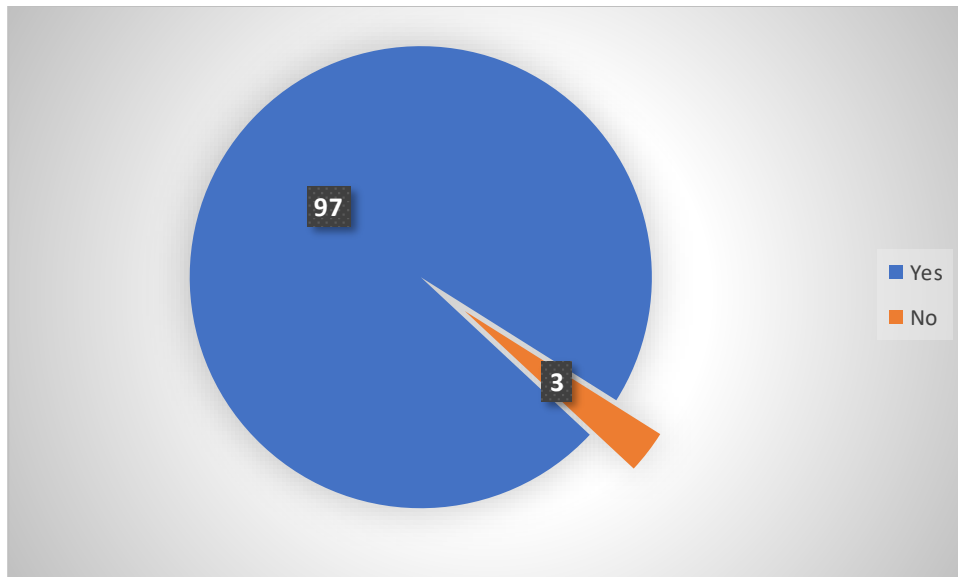
Response:



Q13. Did your program include project work?

- Yes
- No

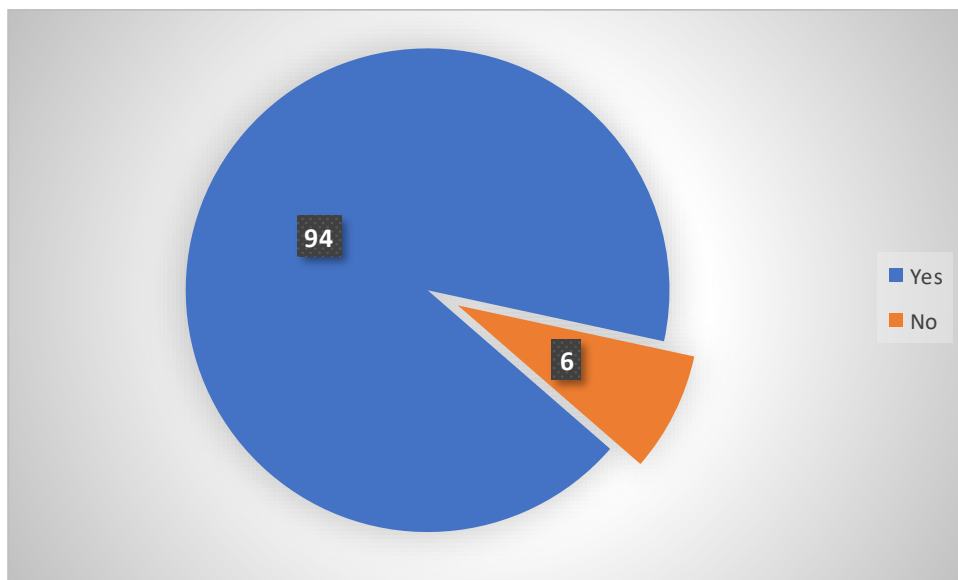
Response:



Q14. Did you participate in community-based projects or service-learning activities (NSS, NCC)?

- Yes
- No

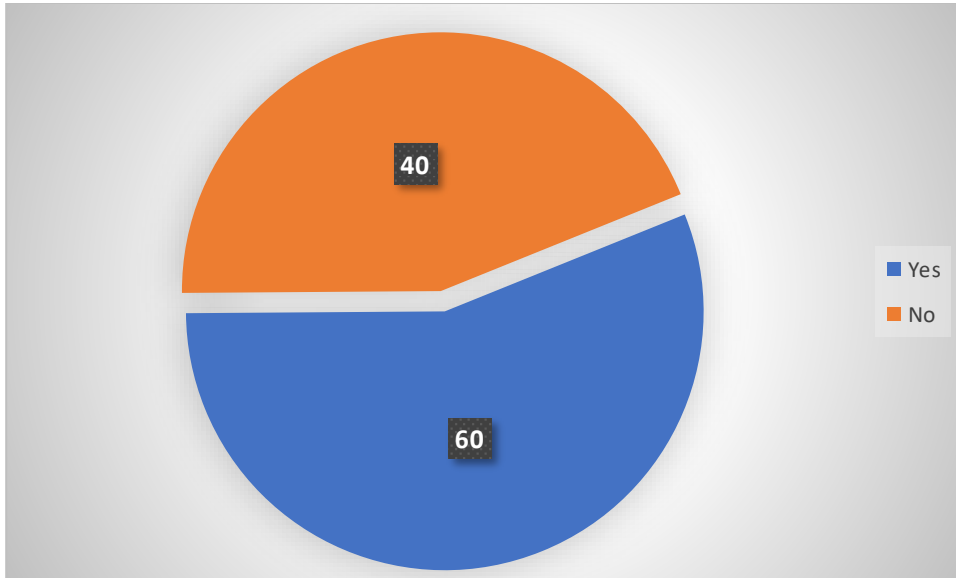
Response:



Q15. Did your program include internship programs and exposure to industry as a part of syllabus?

- Yes
- No

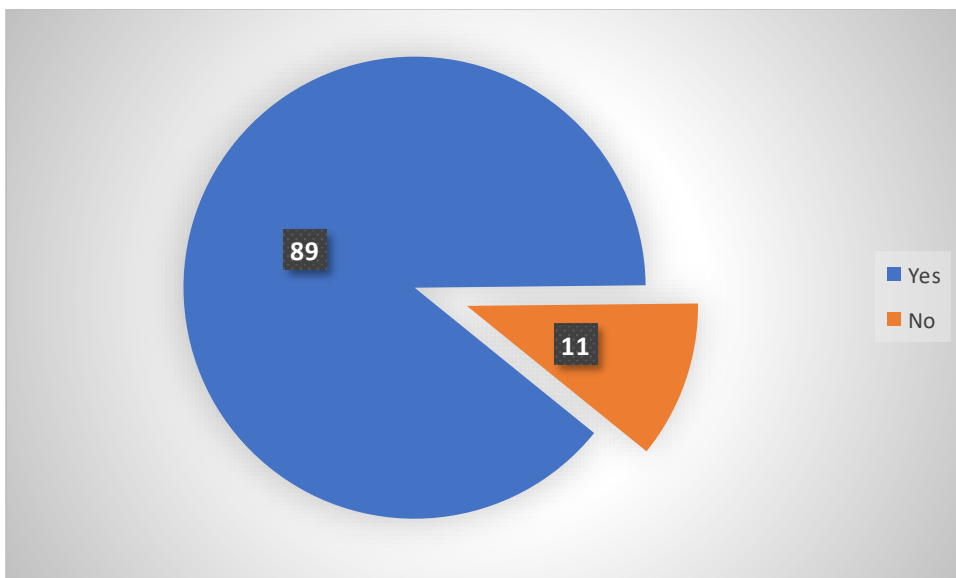
Response:



Q16. Will you recommend this programme to other students?

- Yes
- No

Response:



Q17. Rating overall quality of learning experience in this college

- Excellent
- Very Good
- Good
- Satisfactory
- Not satisfactory

Response:

