



Vidya Bharati Shaikshanik Mandal, Amravati's

Vidya Bharati Mahavidyalaya, Amravati

**Affiliated to Sant Gadge Baba Amravati University, Amravati
Maharashtra**

NAAC Re-accredited with Grade "A"(CGPA 3.26-Second Cycle)
CPE Status (Third Time) by UGC,
Mentor College under Paramarsh Scheme by UGC
'Lead College' by S.G.B. Amravati University, Amravati
ISO Certification: 9001:2015 and 14001:2015

Website: vbmv.org

**Tabulation Register
2014-15 to 2018-19**



Vidya Bharati Shaikshanik Mandal, Amravati's

Vidya Bharati Mahavidyalaya, Amravati

**Affiliated to Sant Gadge Baba Amravati University, Amravati
Maharashtra**

NAAC Re-accredited with Grade "A"(CGPA 3.26-Second Cycle)
CPE Status (Third Time) by UGC,
Mentor College under Paramarsh Scheme by UGC
'Lead College' by S.G.B. Amravati University, Amravati
ISO Certification: 9001:2015 and 14001:2015

Website: vbm.org

**Tabulation Register
Summer 2019**

College Code & Name: 0 126 Vidhyabharti Mahavidyalaya, Amravati

Roll No	Name of the Candidate	W/E	Mark Obt												Aggr Total	Dir				
Enroll No	Can Cat	Clg	Med	Sex	Remarks	Sub1	Sub2	Sub3	Sub4	Sub5	Sub6	Sub7	Sub8	Sub9	Sub10	Sub11	Sub12	Result	Remarks	
75815	SIMRAN NANDLAL BUDHLANI					3141	50	18	3142	59	19	403								
14126001	120 0 126 E F					3143	41	18	3144	45	19									
						3145	51	18	3146	45	19									
						3147	A													

Handwritten: PASS 300/400 - I

Div Marks (1):- 346 / 600 (2):- 373 / 600 (3):- 349 / 600 (4):- 403 / 600 Total - 1471 / 2400

RESULT STATISTICS FOR THE COLLEGE

(12)

	Total	Fresh	Exam	Boys	Girls	Division	%	Result Withheld	Failure
Appeared	15	15	0	1	14	I	6	By Office W/O	0
Pass	11	11	0	0	11	II	0	At Tabulation W/T	0
Pass %	73.33	73.33	0.00	0.00	78.57	III	0	Unfair Means W/U	0
								By Enroll No W/E	0
								By ATKT No W/A	5
								Deleted	0
								With Exemption	4

Subjectwise Statistice Of Appeared And Pass % Counts

3141 Dynamics Of Human : 12/15 80.00%, 3142 Wage And Salary Ad: 12/15 80.00%, 3143 Employees Empowerm: 12/15 80.00%, 3144 Functional Areas I: 12/15 80.00%, 3145 Corporate Planning: 12/15 80.00%, 3146 Human Resource Acc: 11/15 73.33%, 3147 Project(Grade): 13/15 86.67%



Handwritten Signature: Penkar
PRINCIPAL
VIDYA BHARATI MAHAVIDYALAYA
AMRAVATI

College Code & Name: 0 126 Vidhyabharti Mahavidyalaya, Amravati

Roll No	Name of the Candidate	W/H			Mark Obt		Aggr Total	Div	
EnRoll No	Gen Cat Ctg	Med Sex	Remarks	Sub1	Sub2		Result	Remarks	
				Sub3	Sub4			Out Of	
				Sub5	Sub6				
				Sub7	Sub8				
				Sub9	Sub10				
				Sub11	Sub12				
83735 16126568	VAISHNAVI DNYANESHVARAO TEKADE 162 0 126 E F			IDEC 39 IDLA 27 IVMN 34 EOLS 0	20 20 20 0	CMAC 49 CMSP 55 SAMN 50 BDPS 0	20 20 20 0	379 <i>Ketkar</i> PASS V.O No.18 Of 2001	I
				Div Marks (1): - 380 / 600		(2): - 390 / 600		(3): - 379 / 600	Total - 1149 / 1800
83737 16126507	VAISHNAVI SHANKARRAO LAWHALE 162 0 126 E F			IDEC 51 IDLA 45 IVMN 47 EOLS 0	20 20 20 0	CMAC 52 CMSP 53 SAMN 48 BDPS 0	20 20 20 0	416 <i>Lawkar</i> PASS	
				Div Marks (1): - 385 / 600		(2): - 401 / 600		(3): - 416 / 600	Total - 1202 / 1800
83740 16126645	VISHAL ARUN BAJAJ 162 0 126 E M			IDEC 33 IDLA 36 IVMN 41 EOLS 0	20 20 20 0	CMAC 36 CMSP 34 SAMN 54 BDPS 0	19 19 19 0	351 <i>Wishal</i> PASS	II
				Div Marks (1): - 348 / 600		(2): - 326 / 600		(3): - 351 / 600	Total - 1025 / 1800
83744 16126569	YAMINI DHIREN PATEL 162 0 126 E F			IDEC 42 IDLA 39 IVMN 45 EOLS 0	19 19 19 0	CMAC 40 CMSP 50 SAMN 38 BDPS 0	19 19 19 0	368 <i>Patel</i> PASS	I
				Div Marks (1): - 360 / 600		(2): - 354 / 600		(3): - 368 / 600	Total - 1082 / 1800
83750 1680830	ZUBER ZAKIR MANSOORI 162 0 126 E M			IDEC XMP AA IDLA XMP AA IVMN XMP AA EOLS XMF A	17 17 17 0	CMAC XMP AA CMSP XMP AA SAMN XMP AA BDPS XMF A	18 17 17 0	103 <i>Mansoori</i> FAIL	
				Div Marks (1): - 0 / 600		(2): - 0 / 600		(3): - 103 / 600	Total - 103 / 1800

RESULT STATISTICS FOR THE COLLEGE

	Total	Fresh	Exam	Boys	Girls	Division	%	Result WithHeld	Failure
Appeared	75	75	0	44	31	I	15	By Office W/O	0
Pass	26	26	0	14	12	II	8	At Tabulation W/T	0
Pass-%	34.67	34.67	0.00	31.82	38.71	III	0	Unfair Means W/U	0
								By Enroll No W/E	0
								By ATKT No W/A	3
								Failure	Deleted
									With Exemption
									49

Subjectwise Statistics Of Appeared And Pass % Counts

EDPSE Business Data Proc: 75/75 100.00%, CMAAC Company Account: 32/75 42.67%, CMSP Company Management: 58/75 77.33%, EOLS Economic And Other: 75/75 100.00%, IDEC Indian Economics: 68/75 90.67%, IDLA Industrial Laws: 44/75 58.67%, IVMN Investment Management: 68/75 90.67%, SAMN Sales & Advertisement: 60/75 80.00%



Penkar
PRINCIPAL
VIDYABHARTI MAHAVIDYALAYA
AMRAVATI

College Code & Name : - 0 126 - Vidyabharati Mahavidyalaya, Amravati

Roll No.	Name of the Candidate	W/H	Sub1	Sub2	Sub3	Sub4	Sub5	Sub6	Sub7	Sub8	Sub9	Sub10	Sub11	Sub12	Mark Obt. Out Of	Result Remarks	
PRN No.	Cen	CatClg	Med	Sex	Remarks										G.P. Grade	G.P. Grade	Sgpa/ Credit /Gr. Div.

RESULT STATISTICS FOR THE COLLEGE

	Total	Fresh	Exm	Boys	Girls	Division	%
Appeared	22	22	0	7	15	1st	100
Pass	22	22	0	7	15	2nd	0
Pass %	100	100	0	100	100	3rd	0

Subjectwise Statistics Of Appeared And Pass %

Result Withheld		
By Office W/O	0	Failure
At Tabulation W/T	0	Deleted
Unfair Means W/U	0	With Exemption
By Enroll No W/E	0	
By ATKT No W/A	22	
By ENV No W/G	0	



Penkar
PRINCIPAL
VIDYA BHARATI MAHAYIYALAYA
AMRAVATI

College Code & Name: 0 126 Vidhyabharti Mahavidyalaya, Amravati

Roll No.	Name of the Candidate	W/E	Sub1	Sub2	Sub3	Sub4	Sub5	Sub6	Sub7	Sub8	Sub9	Sub10	Sub11	Mark Obt	Aggr Total	Result	Div
EnRoll No.	Can. Cat. Clg.	Med. Sex.	Remarks														
74810 12112291	SNEHAL RAJENDRA POHOMAR		1141	44	19	1142	28	19	44	1143	36	1144	45	45	140	PASS	I
	120 0 126 E F		1145	90	90												
Div Marks (1):- 351 / 600 (2):- 373 / 600 (3):- 351 / 600 (4):- 440 / 600 Total - 1515 / 2400																	
74811 12126145	SOHEL SHAKHEEL ABDUL SHAKHEEL		1141	47	19	1142	41	19	468	1143	52	1144	45	46		PASS	
	120 0 126 E M	W/A	1145	95	95												
Div Marks (1):- 373 / 600 (2):- 374 / 600 (3):- 0 / 600 (4):- 468 / 600 Total - 1215 / 2400																	
74812 14120430	SUMAIYA SANOBER TARIQUE AHMAD KHAN		1141	38	20	1142	25	20	440	1143	38	1144	48	49		PASS	I
	120 0 126 E F		1145	90	90												
Div Marks (1):- 405 / 600 (2):- 395 / 600 (3):- 362 / 600 (4):- 448 / 600 Total - 1610 / 2400																	

RESULT STATISTICS FOR THE COLLEGE

Apperead	Total	Fresh	Exam	Boys	Girls	Division	%	Result With Held	Failure
Apperead	12	12	0	3	9	I	7	By Office W/O	0
Pass	10	10	0	3	7	II	0	At Tabulation W/T	0
Pass-%	83.33	83.33	0.00	100.00	77.78	III	0	Under Means W/O	0
								By Enroll No W/E	0
								By ATEEI No W/A	3
								Deleted	0
								With Exemption	2

Subjectwise Statistics Of Appeared And Pass % Counts

1141Business Technology: 10/12 83.33%, 1142E-Commerce: 12/12 100.00%, 1143Elective (Data Ware): 11/12 91.67%, 1144Computer Laboratory: 12/12 100.00%, 1145Project/Seminar: 12/12 100.00%



Penkar
PRINCIPAL
VIDYA BHARATI MAHAVIDYALAYA
AMRAVATI

College Code & Name : - 0 126 - Vidyabharati Mahavidyalaya, Amravati

Roll No.	Name of the Candidate	W/H	Sub1	Sub2	Sub3	Sub4	Sub5	Sub6	Sub7	Sub8	Sub9	Sub10	Sub11	Sub12	Mark Obt. Out Of	Result Remarks
PRN No.	Cen	Cat	Cfg	Med	Sex	Remarks									G.P. Grade	250 Sgpa/ Credit /Gr. Div.

RESULT STATISTICS FOR THE COLLEGE

Appeared	22	Fresh	22	Exm	0	Boys	7	Girls	15	Division	1st	%	100	Result Withheld	0	Failure	0
Pass	22		22		0		7		15		2nd		0	By Office W/O	0	Deleted	0
Pass %	100		100		0		100		100		3rd		0	At Tabulation W/T	0	With Exemption	0
Subjectwise Statistics Of Appeared And Pass %																	
														Unfair Means W/U	0		
														By Enroll No W/E	0		
														By ATKT No W/A	22		
														By ENV No W/G	0		



Penkar
PRINCIPAL
VIDYA BHARATI MAHAVIDYALAYA
AMRAVATI

College Code & Name: 0 126 Vidhyabharti Mahavidyalaya, Amravati

Roll No.	Name of the Candidate	W/H	Mark Obt.										Result									
EnRoll No.	Gen Cat	Clg	Med	Sex	Remarks	Sub1	Sub2	Sub3	Sub4	Sub5	Sub6	Sub7	Sub8	Sub9	Sub10	Sub11	Sub12	Tot-Crdt/Cgpa/cg-Gr	Grp_Tot	Remarks		
																			Cr_GIS	Sgpa/Credit/Gr	Div	
87899	VINITA SANTOSH BAJAJ					1431	35	29	BC	7	1452	43	29	BB	8				29	BB	PASS	
141255						1453	39	29	BC	7	1454	40	29	BC	7				29	BC		
	125	0	126	E	F	1455	42	29	BB	8	1456	35	28	BC	7			28	BC	478		
						1457	42	29	BB	8	1438	AA		AA	10				7.75	32	BB	
																			7.29	BB	I	
																			Div Marks (1):- 6.88 / 32/G-0 (2):- 7.38* / 32/G-0 (3):- 7.14 / 28/G-0 (4):- 7.75 / 32/G-0			
87900	YASHSHRI ASHOKRAO KASHIKAR					1431	35	29	BC	7	1432	35	30	BC	7				30	BC	PASS	
14104925						1433	42	30	BB	8	1434	40	30	BB	8				30	BB	V.O.No.18 OF 2001	
	125	0	126	E	F	1435	43	30	BB	8	1436	34	*1	BC	7			30	BC	479		
						1437	40	30	BB	8	1438	AA		AA	10				7.88	32	BB	
																			7.08	BB	I-D	
																			Div Marks (1):- 7.38 / 32/G-0 (2):- 7.75* / 32/G-0 (3):- 7.71 / 28/G-0 (4):- 7.88 / 32/G-0			
87901	YUGANTI BANDU NIWALKAR					1431	37	29	BC	7	1432	35	30	BC	7				30	BC	PASS	
						1433	42	30	BB	8	1434	42	29	BB	8				29	BB	V.O.No.18 OF 2001	
	125	0	126	E	F	1435	42	30	BB	8	1436	32	*3	BC	7			30	BC	482		
						1437	41	30	BB	8	1438	AA		AA	10				7.88	32	BB	
																			7.78	BB	I-D	
																			Div Marks (1):- 7.88* / 32/G-0 (2):- 7.88 / 32/G-0 (3):- 7.43 / 28/G-0 (4):- 7.88 / 32/G-0			

RESULT STATISTICS FOR THE COLLEGE

	Total	Fresh	Exam	Boys	Girls	Division	%	Result WithHeld	Failure
Appeared	51	51	0	22	29	I	13	By Office W/O	0
Pass	29	29	0	11	18	II	0	At Tabulation W/T	0
Pass-%	56.86	56.86	0.00	50.00	62.07	III	0	Unfair Means W/U	0
								By Enroll No W/E	0
								By AITK No W/A	6
								Failure	22
								Deleted	0
								With Exemption	22

Subjectwise Statistic Of Appeared And Pass % Counts

1431: 41/51 80.39%, 1432: 12/20 60.00%, 1433: 19/20 95.00%, 1434: 12/20 60.00%, 1435: 19/20 95.00%, 1436: 10/20 50.00%, 1437: 19/20 95.00%, 1438: 51/51 100.00%, 1442: 17/19 89.47%, 1443: 18/19 94.74%, 1444: 16/19 84.21%, 1445: 18/19 94.74%, 1446: 19/19 100.00%, 1447: 16/19 84.21%, 1452: 12/12 100.00%, 1453: 12/12 100.00%, 1454: 12/12 100.00%, 1455: 11/12 91.67%, 1456: 12/12 100.00%, 1457: 12/12 100.00%



Penkar
PRINCIPAL
VIDYA BHARATI MAHAVIDYALAYA
AMRAVATI

College Code & Name: 0 125 Vidya Bharati Arts, Commerce & Science College, Amravati

Roll No	Name of the Candidate	W/H	Sub1	Sub2	III Year	I Year	II Year	Aggr Total	Remarks	Div		
Enr/Cl No	Can Cat Clg	Mind Sex	Sub3	Sub4	Sub5	Sub6	Sub7	Sub8	Sub9	Sub10	Sub11	Sub12

RESULT STATISTICS FOR THE COLLEGE

	Total	Fresh	Exam	Boys	Girls	Division	%	Result WithHeld	Failure
Appeared	79	79	0	20	49	I	2	By Office W/C	0
Pass	39	39	0	13	26	II	15	At Tabulation W/T	0
Pass-%	49.37	49.37	0.00	43.33	53.06	III	1	Unfair Means W/U	0
								By Enroll No W/E	0
								By ATET No W/A	21
								Deleted	0
								With Exemption	40

Subjectwise Statistic Of Appeared And Pass % Counts

ECO : 27/29 93.10%, HLT : 13/18 72.22%, ENG : 50/79 63.29%, HIN : 27/100 27%, HIS : 49/55 89.09%, MAR : 72/77 93.51%, MLT : 17/20 85.00%, POL : 42/53 79.24%, PST : 15/17 88.24%, SOC : 33/43 76.74%



Penkar
PRINCIPAL
VIDYA BHARATI MAHABIDYALAYA
AMRAVATI

College Code & Name:		0 126 Vidya Bharati Arts, Commerce & Science College, Amravati																		
Roll No.	Name of the Candidate	W/H	Sub1	Sub2	Sub3	Sub4	Sub5	Sub6	Sub7	Sub8	Sub9	Sub10	Sub11	Sub12	III Year	I Year	II Year	Aggr Total	Remarks	Dir
Enroll No.	Gen	Cat	Clg	Med	Sex	Remarks	ENG	CMA	SFC	EOE	MAR	SEM	IWW	23	48	29	14	29	407	407
S3512	VANSHIKA	GANESH	DAHIGAONKAR	ENG	14	15	29	29	29	42	23	48	29	14	29	407	407			
16126196	173	0	126	M	F	W/A														

PASS
V.O.No.18 Of 2001
1800

RESULT STATISTICS FOR THE COLLEGE

Appeared	Total	Prabh	Exam	Boys	Girls	Divisions	%
118	118	0	33	85	I	1	82
95	95	0	24	71	II	1	
Pass-%	90.51	80.51	0.00	72.73	83.53	III	0

Result With/Held	By Office W/O	At Tabulation W/T	Unfair Means W/U	By Enroll No W/E	By ATKT No W/A	Failure	Deleted	With Exemption
0	0	1	0	0	12	0	0	22

Subjectwise Statistics Of Appeared And Pass % Counts
 SEM : 100/118 89.83%, EFC : 109/118 92.37%, CMA : 110/118 93.22%, ENG : 112/118 95.76%, EOE : 113/118 95.76%, HIN : 24/25 96.00%, IWW : 110/118 93.22%, MAR :



Penkar
PRINCIPAL
VIDYA BHARATI MAHABIDYALAYA
AMRAVATI

College Code & Name: 0126 Vidya Bharati Mahavidyalaya, Amravati

Roll No	Name of the Candidate	W/H	Mark Obt.	Aggr Total Result	Div
EnRoll No	Can Cat/Ctg	Med Ser	Remarks	Sub1	Sub2
				Sub3	Sub4
				Sub5	Sub6
				Sub7	Sub8
				Sub9	Sub10
				Sub11	Sub12

RESULT STATISTICS FOR THE COLLEGE

	Total	Fresh	Exam	Boys	Girls	Division	%	Result WithHeld	Failure
Appeared	293	293	0	75	218	I	129	By Office W/O	Deleted 0
Pass	212	212	0	46	166	II	14	At Tabulation W/T	With Exemption 81
Pass-%	72.35	72.35	0.00	61.33	76.15	III	0	Unfair Means W/U	
								By Enroll No W/E	
								By ATKT No W/A	69

Subjectwise Statistic Of Appeared And Pass % Counts

BOT Botany: 68/86 79.07%, CHE Chemistry: 175/211 82.94%, CPS Computer Science: 46/59 77.97%, CPV Computer Applicati: 29/34 85.29%, ETC Electronics (Inst: 22/36 61.11%, ICV Industrial Chemist: 34/36 94.44%, INC Industrial Chemist: 1/1 100.00%, MTH Mathematics: 113/137 82.48%, PHY Physics: 152/187 81.28%, ZOO Zoology: 79/92 85.87%,



Penkar
PRINCIPAL
VIDYA BHARATI MAHAYIBDALAYA
AMRAVATI

College Code & Name: 0 126 Vidhyashanti Mahavidyalaya, Amravati

Roll No.	Name of the Candidate		W/H									Mark Obt.	Result								
Enroll No.	Gen	Cat/Clg	Med	Sex	Remarks	Sub1	Sub3	Sub5	Sub7	Sub9	Sub11	Sub2	Sub4	Sub6	Sub8	Sub10	Sub12	Grp_Tot	Remarks Or_GIS	Spss/Result/Gr	Div

RESULT STATISTICS FOR THE COLLEGE

	Total	Fresh	Exam	Boys	Girls	Division	%	Result WithHeld	Failure
Appeared	24	24	0	6	18	I	5	By Office W/O	0
Pass	12	12	0	1	11	II	0	At Tabulation W/T	0
Pass-%	50.00	50.00	0.00	16.67	61.11	III	0	Unfair Means W/U	0
								By Enroll No W/E	0
								By AIKT No W/A	5
								Deleted	0
								With Exemption	12

Subjectwise Statistics Of Appeared And Pass % Counts

2141: 14/24 58.33%, 2142: 24/24 100.00%, 2145: 18/24 75.00%, 2146: 22/24 91.67%, 3007: 24/24 100.00%, 3008: 24/24 100.00%



Penkar
PRINCIPAL
VIDYA BHARATI MAHAVIDYALAYA
AMRAVATI

College Code & Name: 0 126 Vidhyabharti Mahavidyalaya, Amravati

Roll No.	Name of the Candidate	W/H	Mark Obt										Result										
EnRoll No	Gen Cat	Clg	Med	Sex	Remarks	Sub1	Sub2	Sub3	Sub4	Sub5	Sub6	Sub7	Sub8	Sub9	Sub10	Sub11	Sub12	Tot-Crct/Cgpa/cg-Gr	Result Grp_Tot	Remarks Cr_GIS	Signa/Credit/Gr	Div	
83286	VISHAL DEVRAO SONUNE					2871	34	20	CD 5	2872	37	20	CC 6						20	PASS			
1430874						2874	21	19	DD 4	2877	44	20	BC 7						20				
	126 0 126 E M					3050		92		AA 10 3008		92							92	AA 10	401		
																			7.02		BB		I

ORG-INC - 2 REM-INC - 2

Div Marks (1):- 7.69 / 26/G- 0 (2):- 7.50 / 26/G- 0 (3):- 6.35 / 26/G- 0 (4):- 6.54 / 26/G- 0 (Min/Obt-Cr+GIS):- 104 / 104/ 104

RESULT STATISTICS FOR THE COLLEGE

	Total	Fresh	Emn	Boys	Girls	Division	%	Result WithHeld	Failure
Appeared	28	28	0	7	21	I	10	By Office W/O 0	Deleted 0
Pass	14	14	0	4	10	II	0	At Tabulation W/T 0	With Exemption 14
Pass- %	50.00	50.00	0.00	57.14	47.62	III	0	Unfair Means W/U 0	
								By-Enroll No W/E 0	
								By ATKT No W/A 3	

Subjectwise Statistics Of Appeared And Pass % Counts

2871: 25/28 89.29%, 2872: 20/28 71.43%, 2874: 19/28 67.86%, 2877: 24/28 85.71%, 3008: 27/28 96.43%, 3050: 27/28 96.43%



Penkar
PRINCIPAL
VIDYA BHARATI MAHAVIDYALAYA
AMRAVATI

College Code & Name: 0 126 Vidhyabharti Mahavidyalaya, Amravati

Roll No.	Name of the Candidate				W/H							Mark Obt	Result						
EnRoll No.	Can	Cat	Cig	Med	Sex	Remarks	Sub1	Sub2	Sub3	Sub4	Sub5	Sub6	Sub8	Sub10	Sub11	Sub12	Grp_Tot	Remarks	
																		Cr_GIS	
																		Signa/Credit/Gr	
																		Tot-Crdt/Cgpa/cg-Gr	Div

RESULT STATISTICS FOR THE COLLEGE

	Total	Fresh	Exm.	Boys	Girls	Division	%	Result WithHeld	Failure
Appeared	23	23	0	2	21	I	5	By Office W/O	Deleted
Pass	10	10	0	0	10	II	0	At Tabulation W/T	With Exemption
Pass- %	43.48	43.48	0.00	0.00	47.62	III	0	Unfair Means W/U	
								By Enroll No W/E	
								By AITK No W/A	

Subjectwise Statistics Of Appeared And Pass % Counts

2951: 17/23 73.91%, 2952: 11/23 47.83%, 2957: 23/23 100.00%, 2958: 16/23 69.57%, 3007: 23/23 100.00%, 3008: 23/23 100.00%,



Penkar
PRINCIPAL
VIDYA BHARATI MAHABIDYALAYA
AMRAVATI

College Code & Name: 0 126 Vidhyabharti Mahavidyalaya, Amravati

Roll No.	Name of the Candidate	W/H	Mark Obt.								Result									
EnRoll No.	Can Cat/Ctg	Med Sex	Remarks	Sub1	Sub2	Sub3	Sub4	Sub5	Sub6	Sub7	Sub8	Sub9	Sub10	Sub11	Sub12	Tot-Crds/Cggs/cg-Gr	Remarks	Cr_GES	Sggs/Credit/Gr	Div
84062	VASANT ARUN ATHAWALE			2211	28	20	DD 4	2212	36	20	CC 6					20				PASS
14126392	118 0 126 E M			2213	37	20	CC 6	2214	44	20	BC 7					20				
				3007		92		AA 10 3008		94										AA 10 411
																				673 26 BC
																				6.08 BC I

Div Marks (1):- 5.92 / 26/G- 0 (2):- 7.12 / 26/G- 0 (3):- 8.96 / 26/G- 0 (4):- 6.73 / 26/G- 0 (Min/Obt-Cr/+Gis):- 104 / 104 / 104

RESULT STATISTICS FOR THE COLLEGE

	Total	Fresh	Exam	Boys	Girls	Division	%	Result WithHeld	Failure
Appeared	25	25	0	5	20	I	13	By Office W/O	0
Pass	23	23	0	4	19	II	0	At Tabulation W/T	0
Pass- %	92.00	92.00	0.00	80.00	95.00	III	0	Unfair Means W/U	0
								By Enroll No W/E	0
								By ATKT No W/A	6
								With Exemption	2

Subjectwise Statistics Of Appeared And Pass % Counts

2211: 25/25 100.00%, 2212: 24/25 96.00%, 2213: 23/25 92.00%, 2214: 24/25 96.00%, 3007: 25/25 100.00%, 3008: 25/25 100.00%



Penkar
PRINCIPAL
VIDYA BHARATI MAHABIDYALAYA
AMRAVATI

College Code & Name: 0 126 Vidhyabharti Mahavidyalaya, Amravati

Roll No	Name of the Candidate	W/H						Mark Obt	Result														
EnRoll No.	Gen Cat	Clg	Med	Sex	Remarks	Sub1	Sub2	Sub3	Sub4	Sub5	Sub6	Sub7	Sub8	Sub9	Sub10	Sub11	Sub12	Remarks	Spes/Credit/Cr	Div			
59021 13126780	SOURABH RAMESH CHANDAK					3066	120	75	BC	7	<p><i>Handwritten:</i> 21/21 100% 195 750 750 740 200 7.19 BB I</p>										PASS		
	101	0	126	E	M																		

Div Marks (1):- 6.31 / 21.00/G-0 (2):- 5.90* / 15.00/G-0 (3):- 8.50 / 18.00/G-0 (4):- 7.00 / 18.00/G-0

RESULT STATISTICS FOR THE COLLEGE

	Total	Fresh	Exam	Boys	Girls	Division	%	Result WithHeld	Failure
Appeared	21	21	0	2	19	I	1	By Office W/O	0
Pass	21	21	0	2	19	II	0	At Tabulation W/T	0
Pass-%	100.00	100.00	0.00	100.00	100.00	III	0	Unfair Means W/U	0
								By Enroll No W/E	0
								By ATKT No W/A	3

Subjectwise Statistics Of Appeared And Pass % Counts

3066: 21/21 100.00%,



Penkar
PRINCIPAL
VIDYA BHARATI MAHAVIDYALAYA
AMRAVATI

College Code & Name: 0 126 Vidhyabharti Mahavidyalaya, Amravati

Roll No.	Name of the Candidate				W/H	Mark Obt.						Result									
EnRoll No.	Gen	Cat	Clg	Med	Sex	Remarks	Sub1	Sub3	Sub5	Sub7	Sub9	Sub11	Sub2	Sub4	Sub6	Sub8	Sub10	Sub12	Remarks	Sgns/Credit/Gr	Div

RESULT STATISTICS FOR THE COLLEGE

	Total	Fresh	Exm.	Boys	Girls	Division	%	Result With/Field	Failure
Appeared	60	60	0	15	45	I	20	By Office W/O 0	Deleted 0
Pass	54	54	0	9	45	II	0	At Tabulation W/O 0	With Exemption 6
Pass-%	90.00	90.00	0.00	60.00	100.00	III	0	Unfair Means W/O 0	
								By Inroll No W/E 0	
								By AIKT No W/A 2	

Subjectwise Statistics Of Appeared And Pass % Counts

2081: 54/60 90.00%, 2082: 52/60 86.67%, 2083: 59/60 98.33%, 2084: 59/60 98.33%, 2085: 60/60 100.00%, 2086: 60/60 100.00%,



Penkar
PRINCIPAL
VIDYA BHARATI MAHAVIDYALAYA
AMRAVATI

College Code & Name: 0 126 Vidya Bharati Arts, Commerce & Science College, Amravati.

Roll No	Name of the Candidate	W/E						Mark Obt	Aggr Total Result	Div											
Enroll No	Can	Ca	Clg	Med	Sex	Remarks	Sub1	Sub2	Sub3	Sub4	Sub5	Sub6	Sub7	Sub8	Sub9	Sub10	Sub11	Sub12	Out Of	Remarks	
34398 16126737	VRUSHABH VINAY GULALKARI						1061 24	1062 40	1063 38	1064 37	1065 36	1066 46							311	PASS	I <i>Purvi</i>
							Div Marks (1):- 644*/ 1000 (2):- 580/ 900 (3):- 314/ 450 (4):- 311/ 450 Total - 1849/ 2800														
34259 16126738	VYANKATESH JEEVAN KAWARASE						1061 21	1062 41	1063 35	1064 39	1065 35	1066 42							297	PASS	<i>Relax</i>
							Div Marks (1):- 579*/ 1000 (2):- 548*/ 900 (3):- 297/ 450 (4):- 297/ 450 Total - 1721/ 2800														
34401 16126739	YASH JANARDANRAO KEICHE						1061 30	1062 10	1063 31	1064 39	1065 31	1066 42							276	PASS	
							Div Marks (1):- 0*/ 1000 (2):- 481*/ 900 (3):- 0/ 450 (4):- 276/ 450 Total - 757/ 2800														

RESULT STATISTICS FOR THE COLLEGE

	Total	Fresh	Exm	Boys	Girls	Division	%	Result Withheld	Failure
Appeared	101	101	0	56	45	I	49	By Office W/O	Deleted
Pass	80	80	0	41	39	II	17	At Tabulation W/T	With Exemption
Pass - %	79.21	79.21	0.00	73.21	86.67	III	0	Unfair Means W/U	
								By Enroll No W/E	
								By ATKT No W/A	20

Subjectwise Statistic Of Appeared And Pass % Counts

1061: 85/101 84.16%, 1062: 95/101 94.06%, 1063: 97/101 96.04%, 1064: 94/101 93.07%, 1065: 83/101 82.18%, 1066: 100/101 99.01%, 1067: 100/101 99.01%



Purvi
PRINCIPAL
VIDYA BHARATI MAHABIDYALAYA
AMRAVATI



Vidya Bharati Shaikshanik Mandal, Amravati's

Vidya Bharati Mahavidyalaya, Amravati

**Affiliated to Sant Gadge Baba Amravati University, Amravati
Maharashtra**

NAAC Re-accredited with Grade "A"(CGPA 3.26-Second Cycle)
CPE Status (Third Time) by UGC,
Mentor College under Paramarsh Scheme by UGC
'Lead College' by S.G.B. Amravati University, Amravati
ISO Certification: 9001:2015 and 14001:2015

Website: vbmv.org

**Tabulation Register
Summer 2018**

College Code & Name: 0 126 Vidhyashanti Mahavidyalaya, Amravati

Roll No	Name of the Candidate	W/H	Mark Obt.				Agg Total Result	Div			
EnRoll No	Gen Cat/Ctg	Med Sex	Remarks	Sub1	Sub2	Sub3	Sub4	Remarks			
				Sub5	Sub6	Sub7	Sub8	Out Of			
				Sub9	Sub10	Sub11	Sub12				
75322	SIBIRAN MANOHAR BASANTWANI			3141	59	18	3142	53	20	434	
13120140				3143	46	20	3144	61	20		PASS
	102 0 126 E F			3145	56	20	3146	41	20		
				3147	C						

Div Marks (1) - 460 / 600 (2) - 451 / 600 (3) - 451 / 600 (4) - 434 / 600 Total - 1796 / 2400

RESULT STATISTICS FOR THE COLLEGE

Appeared	Total	Fresh	Exm	Boys	Girls	Division	%	Result WithHeld	Failure
22	22	22	0	5	17	I	10	By Office W/O	0
15	15	15	0	3	12	II	0	At Tabulation W/T	0
68.18	68.18	68.18	0.00	60.00	70.59	III	0	Unfair Means W/U	0
								By Enroll No W/E	0
								By AIKT No W/A	5
								Devised	0
								With Exemption	7

Subjectwise Statistice Of Appeared And Pass % Counts

3141Dynamics Of Human : 19/22 86.36%, 3142Wage And Salary Ad: 19/22 86.36%, 3143Employees Empowerm: 19/22 86.36%, 3144Functional Areas I: 16/22 72.72%,
3145Corporate Planning: 19/22 86.36%, 3146Human Resource Acc: 19/22 86.36%, 3147Project(Grade): 18/22 81.82%

Handwritten:
Total 22
Pass 15
Pass-% 68.18
71.82%

Handwritten:
27/07/2018
20/20/2018
20/20/2018



Signature: Penkar
PRINCIPAL
VIDYA BHARATI MAHAYDALAYA
AMRAVATI

College Code & Name: 0125 Vidhyabharti Mahavidyalaya, Amravati

Roll No	Name of the Candidate	W/H	Mark Obt	Aggr Total Result	Div														
EnRoll No	Gen Cat	Clg	Med	Sex	Remarks	Sub1	Sub2	Sub3	Sub4	Sub5	Sub6	Sub7	Sub8	Sub9	Sub10	Sub11	Sub12	Out Of	
83688	YASH SHYAMSUNDR VARMA					IDECE	41	19	CMAC	36	20	353							PASS
15126567	W/A					IDLA	32	20	CMSP	42	20								
	102	0125	E	M		IVMN	43	20	SAMN	40	20								
						EOLS	0		BDPS	0									

Div Marks (1):- 0/600 (2):- 0/600 (3):- 353/600 Total - 353/1800

RESULT STATISTICS FOR THE COLLEGE

	Total	Fresh	Exam	Boys	Girls	Division	%	Result Withheld	Failure	
Appeared	43	43	0	24	19	I	13	By Office W/O	0	
Pass	23	23	0	13	10	II	6	At Tabulation W/T	2	
Pass %	53.49	53.49	0.00	54.17	52.63	III	0	Unfair Means W/U	0	
								By Enroll No W/E	0	
								By ATKT No W/A	4	
									Deleted	0
									With Exemption	18

Subjectwise Statistic Of Appeared And Pass % Counts

BDPS Business Data Proc: 41/43 95.35%, CMACC Company Account: 28/43 65.12%, CMSP Company Management: 35/43 81.40%, BOLS Economic And Other: 41/43 95.35%, IDECE Indian Economics: 35/43 81.40%, IDLA Industrial Laws: 28/43 65.12%, IVMN Investment Management: 32/43 74.42%, SAMN Sales & Advertising: 35/43 81.40%

BBA - IIIrd - 8/2018



Penkar
PRINCIPAL
VIDYA BHARATI MAHABIDYALAYA
AMRAVATI

Allege Code & Name: 0 126 Vidhyabharti Mahavidyalaya, Amravati

Roll No	Name of the Candidate	W/H	Mark Obt	Aggr Total Result	Div												
EnRoll No	Can. Cat/Cls	Med Sex	Remarks	Sub1	Sub2	Sub3	Sub4	Sub5	Sub6	Sub7	Sub8	Sub9	Sub10	Sub11	Sub12	Remarks	Out Of
74313 07207280	SHARLI BHUPENDRAKUMAR VYALEKAR 102 0 126 E F			1141	33	19	1142	26	**6	19	428						PASS V.O.No.18 Of 2001
				1143	38	19	1144			47	48						
				1145		83	90										
				Div Marks (1):- 372 / 600 (2):- 346 / 600 (3):- 356* / 600 (4):- 428 / 600 Total - 1502 / 2400													
74314 0817792	SURAJMANIKRAO WAGHMARE W/A 102 0 126 E M			1141	32	15	1142	26	**6	15	370						PASS V.O.No.18 Of 2001
				1143	34	15	1144			40	42						
				1145		70	75										
				Div Marks (1):- 374 / 600 (2):- 385* / 600 (3):- 0 / 600 (4):- 370 / 600 Total - 1129 / 2400													
74381 1210321	BHAVANA BHAGATSINGH ZAMNANI 102 0 126 E F			1141	XMP 14	14	1142	XMP 21		14	325						FAIL
				1143	XMP 21	14	1144	XMF		40	42						
				1145	XMF	70	75										
				Div Marks (1):- 0 / 600 (2):- 0 / 600 (3):- 0 / 600 (4):- 325 / 600 Total - 325 / 2400													

Signature
17/7/2018

RESULT STATISTICS FOR THE COLLEGE

	Total	Fresh	Exm	Boys	Girls	Division	%	Result WithHeld	Failure	
Appeared	12	12	0	3	9	I	7	By Office W/O	0	
Pass	9	9	0	3	6	II	0	At Tabulation W/T	0	
Pass-%	75.00	75.00	0.00	100.00	66.67	III	0	Unfair Means W/U	0	
								By Enroll No W/E	0	
								By AIKT No W/A	2	
									Deleted	0
									With Exemption	3

Subjectwise Statistic Of Appeared And Pass % Counts

1141Internet Technolog: 9/12 75.00%, 1142E-Commerce: 10/12 83.33%, 1143Elective (Data War: 9/12 75.00%, 1144Computer Laborator: 11/12 91.67%, 1145Project/Seminar: 10/12 83.33%,



Signature
PRINCIPAL
VIDYA BHARATI MAHAVIDYALAYA
AMRAVATI.

College Code & Name: 0 126 Vidhyashanti Mahavidyalaya, Amravati

Roll No.	Name of the Candidate	W/M	Sub1	Sub2	Sub3	Sub4	Sub5	Sub6	Sub7	Sub8	Sub9	Sub10	Sub11	Sub12	Mark Obt.	Result										
Enroll No.	Can. Cat/Ctg	Edad Sex	Remarks	Sub1	Sub2	Sub3	Sub4	Sub5	Sub6	Sub7	Sub8	Sub9	Sub10	Sub11	Sub12	Remarks										
															Grp_Tot	Grp_GES	Grp/Credit/Gr	Div								
															Tot-Cred/Cgpa/Gr-Gr											
27875 12110498	SHUBHAM VASANTRAO SHETE		1431	XMP	30	29	CC 6	1442	XMF	35	30	BC 7	1443	XMF	38	30	BC 7	1444	XMF	25	30	CC 6	448	7.13	32	FAIL
															0.00											
															Div Marks (1):- 7.13*/ 32/G-0 (2):- 0.00/ 32/G-0 (3):- 0.00/ 28/G-0 (4):- 7.13/ 32/G-0											
27876 12157710	TASNEEM NORRUDDIN HOLAWALA		1431		38	29	BC 7	1452		41	30	BB 8	1453		38	30	BC 7	1454		35	30	BC 7	476	7.38	32	BB
															7.38											
															Div Marks (1):- 7.38/ 32/G-0 (2):- 7.38*/ 32/G-0 (3):- 7.29/ 28/G-0 (4):- 7.38/ 32/G-0											
27877 12125355	VAISHNAVI BHANUDAS BHALERAO		1431	XMP	28	29	CC 6	1432	XMF	28	29	BC 7	1433	XMP	27	29	CC 6	1434	XMP	22	29	CC 5	410	6.50	32	FAIL
															0.00											
															Div Marks (1):- 7.13*/ 32/G-0 (2):- 7.23/ 32/G-0 (3):- 0.00/ 28/G-0 (4):- 6.50/ 32/G-0											
28282	NEHA SUDHIR NAGPURKAR		1431		35	27	BC 7	1452		41	30	BB 8	1453		35	30	BC 7	1454		28	30	BC 7	464	7.63	32	BB
															1.97											
															Div Marks (1):- 0.00/ 32/G-0 (2):- 0.00/ 32/G-0 (3):- 0.00/ 28/G-0 (4):- 7.63/ 32/G-0											

RESULT STATISTICS FOR THE COLLEGE

Category	Total	Pass	Fail	Boys	Girls	Division	%	Result With/Held	Failure
Appeared	28	28	0	14	14	I	2	By Office W/O	0
Pass	17	17	0	4	13	II	0	At Tabulation W/T	0
Pass-%	59.71	60.71	0.00	28.57	92.86	III	0	Unfair Means W/U	0
								By Enroll No W/E	0
								By AICTE No W/A	11
								Deleted	0
								With Exemption	11

Subjectwise Statistics Of Appeared And Pass % Counts

1431: 24/28 85.71%, 1432: 2/3 100.00%, 1433: 2/3 66.67%, 1434: 2/3 66.67%, 1435: 2/3 66.67%, 1436: 2/3 66.67%, 1437: 2/3 66.67%, 1438: 28/28 100.00%, 1443: 14/16 87.50%, 1444: 14/16 87.50%, 1445: 9/16 56.25%, 1446: 10/16 62.50%, 1447: 11/16 68.75%, 1452: 9/9 100.00%, 1453: 9/9 100.00%, 1454: 9/9 100.00%, 1456: 9/9 100.00%, 1457: 9/9 100.00%



Penkar
PRINCIPAL
VIDYASHANTI MAHAVIDYALAYA
AMRAVATI

College Code & Name: 0126 Vidya Bharati Mahavidyalaya, Amravati

Roll No.	Name of the Candidate	W/R	Sub1	Sub2	Sub3	Sub4	Sub5	Sub6	Sub7	Sub8	Sub9	Sub10	Sub11	Sub12	Mark Obt	Aggr Total Result	Div	Remarks	Out Of		
81443 14126572	RAJLAKHMI PRASAD SAHU	W/A	ETC	PHY	22	22	16	42							MTH	27	14	26	15	280	PASS
127	0126 E M				25		20	46													
ORG-INC - 5 RES-MINC - 3																					
81476 14126304	SHUBHAM MURLIDHARRAO BOTHE		CHE	PHY	XMP 01	XMP 14	18	44							MTH	08	14	14	14	192	FAIL
127	0126 E M						19	46													
Div Marks (1):- 447 / 900 (2):- 0 / 900 (3):- 0 / 450 (4):- 260 / 450 Total - 707 / 2700																					
80757	RUPLAI VILASRAO AMLE		CHE	PHY	XMP 07		19	49							MTH	XMP 13	15	28	15	162	FAIL
126	0126 E F				16		AA	AA													
Div Marks (1):- 0 / 900 (2):- 0 / 900 (3):- 0 / 450 (4):- 162 / 450 Total - 162 / 2700																					

RESULT STATISTICS FOR THE COLLEGE

Category	Total	Fresh	Exam	Boys	Girls	Division	%	Result Withheld	Failure
appeared	311	311	0	97	214	I	49	By Office W/O	0
Pass	222	222	0	68	154	II	1	At Tabulation W/T	0
Pass %	71.38	71.38	0.00	70.10	71.96	III	0	Unfair Means W/U	0
								By Enroll No W/E	0
								By AIKT No W/A	172
								Deleted	0
								With Exemption	89

Subjectwise Statistic Of Appeared And Pass % Counts

PHY: 65/90 72.22%, CHE Chemistry: 176/225 78.22%, CPS Computer Science: 40/55 72.73%, CPV Computer Application: 47/57 82.46%, ETC Electronics (Inst): 39/48
 CV Industrial Chemist: 19/24 79.17%, MTH Mathematics: 140/148 94.59%, PHY Physics: 154/189 81.48%, ZOO Zoology: 83/97 85.57%



Penkar
PRINCIPAL
VIDYA BHARATI MAHAYDALAYA
AMRAVATI

ZOO: Zoology STS: Statistics SDT: Seed Technology PC: Petrochemical Science MCB: Microbiology INC: Industrial Chemistry
 CV: Industrial Chemistry, IFF: Industrial Fish & FLDMB: Industrial Microbiology
 IEL: CPS: Computer Science ETC: Electronics (Instru) EVS: Environmental Science
 BSC: Bio Science BCB: Biochemistry BEE: Bioinformatics BBT: Botany BSP: Biological Tech. & S
 Computer Application CPM: Computer Maintenance IFT: Informatics
 BSC: Bio Science BCB: Biochemistry BEE: Bioinformatics BBT: Botany BSP: Biological Tech. & S
 BSC: Bio Science BCB: Biochemistry BEE: Bioinformatics BBT: Botany BSP: Biological Tech. & S

College Code & Name: 0 126 Vidya Bharti Arts, Commerce & Science College, Amravati.

Roll No.	Name of the Candidate	W/H	III Year I Year II Year												Aggr Total	Div						
EnRoll No.	Can Cat Clg	Med	Sex	Remarks	Sub1	Sub2	Sub3	Sub4	Sub5	Sub6	Sub7	Sub8	Sub9	Sub10	Sub11	Sub12	Result	Out Of				
94027	PANKAJ NIRANJAN KECORRAGADE				ENG	XMF 25											MAR	XMT 45	AA	219		
120	0 126	M	M	5122	HIS	30											MLT	XMF 60				
					POL	XMF 39																FAIL

RESULT STATISTICS FOR THE COLLEGE

	Total	Fresh	Exam	Boys	Girls	Division	%	Result Withheld	Failure
Appeared	76	76	0	26	50	I	9	By Office W/O	0
Pass	33	33	0	9	24	II	23	At Tabulation W/T	0
Pass-%	43.42	43.42	0.00	34.62	48.00	III	1	Unfair Means W/U	0
								By Enroll No W/E	0
								By ATKT No W/A	1

Subjectwise Statistics Of Appeared And Pass % Counts

ECO : 18/20 90.00%, ELT : 7/20 35.00%, ENG : 50/76 65.79%, HIN : 3/3 100.00%, HIS : 30/42 71.43%, MAR : 67/72 91.78%, MLT : 22/23 95.65%, POL : 50/53 94.34%, PSY : 14/16 87.50%, SOC : 43/52 82.69%



Penkar
PRINCIPAL
VIDYA BHARATI MAHABIDYALAYA
AMRAVATI

College Code & Name: 0126 Vidya Bharti Arts, Commerce & Science College, Amravati

Roll No	Name of the Candidate	W/R	III Year	I Year	II Year	Agg Total	Result	Div							
Enroll No	Can. Cat. Cls	Med. Sex	Remarks	Sub1	Sub2	Sub3	Sub4	Sub5	Sub6	Sub7	Sub8	Sub9	Sub10	Sub11	Sub12
41996 15126174	VARSHA MANOJKUMAR JAGMALANI	W/A		24	14	24	24	14	426	341	771	771	1000		
41997 15126231	VINEET ASHOKKUMAR SORANGI			19	14	21	21	14	407	368	775	775	1000		
41998 15126235	VISHAL DEEPAK BAJAJ			18	13	18	18	14	350	369	719	719	1000		
41999 15126176	YASHIMA VILAYKUMAR TARDIA			24	15	23	23	14	408	319	727	727	1000		
41800 15126177	POGITA GHANSHYAM MEKAM			27	14	27	27	15	407	304	711	711	1000		

RESULT STATISTICS FOR THE COLLEGE

Category	Total	Fresh	Rem	Boys	Girls	Divided	%	Result	Failed
Appeared	116	116	0	55	61	I	60	By Office W/O	0
Pass	93	93	0	39	54	II	80	At Tabulation W/O	0
Pass %	80.17	80.17	0.00	70.55	88.71	III	80	Under 100% W/O	0
								By Enroll No W/O	0
								By ATBT No W/A	20

Subject-wise Statistics Of Appeared And Pass % Counts

SEM. I: 110/110 91.41%, SEC: 114/116 98.27%, CMA: 101/116 87.07%, ENG: 116/116 100%, EOE: 110/116 94.83%, EMT: 105/116 90.52%,
100.00%, SPE: 94/95 98.95%, UTD: 1/1 100.00%



Penkar
PRINCIPAL
VIDYA BHARATI MAHAVIDYALAYA
AMRAVATI

College Code & Name: 0 126 Vidhyabharti Mahavidyalaya, Amravati

Roll No.	Name of the Candidate			WH	Mark Obt.												Result					
Enroll No.	Can	Cat	Clg	Med	Sex	Remarks	Sub1	Sub2	Sub3	Sub4	Sub5	Sub6	Sub7	Sub8	Sub9	Sub10	Sub11	Sub12	Remarks	Grade/Credit/Gr	Div	
59610 12126731	VAISHNAVI	RAMESH	POKALE	3066	146	93	BB	9														
	118	0	126	E	F																	

PASS
233 77.66

801 180.25

Div Marks (1)-7.14/ 21.00G-0 (2)-6.87/ 15.00G-0 (3)-10.00/ 12.00G-0 (4)-8.00/ 12.00G-0

RESULT STATISTICS FOR THE COLLEGE

	Total	Fresh	Exam	Boys	Girls	Division	%
Appeared	15	15	0	3	12	I	1
Pass	15	15	0	3	12	II	0
Pass-%	93.75	93.75	0.00	66.67	100.00	III	0

Health Withheld	Failure
By Office W/O	Deleted
At Tabulation W/T	With Exemption
Unfair Means W/U	
By Enroll No W/E	
By AIRT No W/A	

Subjectwise Statistics Of Appeared And Pass % Counts

3066 15/16 93.75%

T = 16
D = 12
Ist = 03
F = 01



Pembaz
PRINCIPAL
VIDYA BHARATI MAHAYIYALAYA
AMRAYATI

College Code & Name: 0126 Vidhyabharti Mahavidyalaya, Amravati

Roll No.	Name of the Candidate				W/H							Mark Obt	Result								
EnRoll No.	Can	Cat	Clg	Med	Sex	Remarks	Sub1	Sub2	Sub3	Sub4	Sub5	Sub6	Sub7	Sub8	Sub9	Sub10	Sub11	Sub12	Grp_Tot	Remarks	
																				Cr_GIS	
																				Sgs/Credit/Gr	Div

RESULT STATISTICS FOR THE COLLEGE

	Total	Fresh	Exam	Boys	Girls	Division	%	Result WithHeld	Failure
Appeared	24	24	0	5	19	I	11	By Office W/O	Deleted 0
Pass	20	20	0	5	15	II	0	At Tabulation W/T	With Exemption 4
Pass- %	83.33	83.33	0.00	100.00	78.95	III	0	Unfair Means W/U	
								By Error No W/E	
								By ATKT No W/A	4

Subjectwise Statistics Of Appeared And Pass % Counts

2141: 23/24 95.83%, 2142: 21/24 87.50%, 2145: 23/24 95.83%, 2148: 24/24 100.00%, 3007: 24/24 100.00%, 3008: 24/24 100.00%



Penkar
PRINCIPAL
VIDYA BHARATI MAHABIDYALAYA
AMRAVATI

College Code & Name: 0 126 Vidhyashanti Mahavidyalaya, Amravati

Roll No	Name of the Candidate	W/H	Mark Obt													Result													
Enroll No	Can	Clg	Med	Sex	Remarks	Sub1	Sub2	Sub3	Sub4	Sub5	Sub6	Sub7	Sub8	Sub9	Sub10	Sub11	Sub12	Remarks											
																		Sign/Credit/Gr											
																		Div											
38846	VAIJENAVI MOHANRAO KECHE					2081	34	18	43	23	BC	7	AB	9	2082	41	16	38	26	BB	8	AB	9	PASS					
13126722						2083	30	18	43	27	BC	7	AB	9	2084	43	18			BB	8								
	118	0 126	E	F		2085	28	16	43	27	CC	6	AB	9	2086				69			AB	9	602					
																		7.80	22.5 BB										
																		6.94	BC	I									
																		Div Marks (1):- 6.41 / 23.50/G-0			(2):- 6.47* / 25.50/G-0			(3):- 7.19* / 24.00/G-0			(4):- 7.80 / 22.50/G-0		

RESULT STATISTICS FOR THE COLLEGE

	Total	Fresh	Exam	Boys	Girls	Division	%	Result Withheld	Failure
Appeared	46	46	0	13	33	I	21	By Office W/O	Deleted
Pass	45	45	0	12	33	II	0	At Tabulation W/T	With Exemption
Pass-%	97.83	97.83	0.00	92.31	100.00	III	0	Unfair Means W/U	
								By Enroll No W/E	0
								By ATKT No W/A	8

Subjectwise Statistice Of Appeared And Pass % Counts

2081: 45/46 97.83%, 2082: 45/46 100.00%, 2083: 45/46 97.83%, 2084: 45/46 97.83%, 2085: 45/46 100.00%, 2086: 46/46 100.00%

T = 46
D = 34
I = 11
F = 01



Penkar
PRINCIPAL
VIDYA BHARATI MAHAVISYALAYA
AMRAVATI

College Code & Name: 0 126 Vidhyabharti Mahavidyalaya, Amravati

Roll No	Name of the Candidate	W/H	Mark Obt.										Result								
EnRoll No	Can. Cat. Ctg.	Med. Sex.	Remarks	Sub1	Sub2	Sub3	Sub4	Sub5	Sub6	Sub7	Sub8	Sub9	Sub10	Sub11	Sub12	Tot. Crdt/Cgpa/cg-Gr	Grp_Tot	Remarks	Cr_GIS	Sign/Credit/Gr	Div

RESULT STATISTICS FOR THE COLLEGE

	Total	Fresh	Exam	Boys	Girls	Division	%	Result WithHeld	Failure
Appeared	24	24	0	7	17	I	8	By Office W/O 0	Deleted 0
Pass	15	15	0	5	9	II	0	At Tabulation W/T 0	With Exemption 9
Pass- %	62.50	62.50	0.00	85.71	52.94	III	0	Unfair Means W/U 0	
								By Erroll No W/E 0	
								By ATKT No W/A 2	

Subjectwise Statistice Of Appeared And Pass % Counts

2951: 21/24 87.50%, 2952: 18/24 75.00%, 2957: 20/24 83.33%, 2958: 20/24 83.33%, 3007: 24/24 100.00%, 3008: 24/24 100.00%,

V. S. 2018



Penkar
PRINCIPAL
VIDYA BHARATI MAHAYBALAYA
AMRAVATI

College Code & Name: 0 126 Vidhyashri Mahavidyalaya, Amravati

Roll No	Name of the Candidate	W/H											Mark Obt	Result			
EnRoll No	Can Cat Ctg	Med Sex	Remarks	Sub1								Sub2			Grp_Tot	Remarks	
				Sub3								Sub4				Cr_GIS	
				Sub5								Sub6				Signa/Credit/Gr	
				Sub7								Sub8				Div	
				Sub9								Sub10					
				Sub11								Sub12					
83166	TAUSEBQUE KHAN IQBAL KHAN			2871	XMF	34		19		CD	5	2872	XMF	23	19	DD 4	FAIL
12126405				2874	XMF	30		20		CD	5	2877	XMF	14	19	F 0	
	126 0 126 E M			3050	XMF			93				AA 10 3008	XMF		94	AA 10	365
															5.00	21	

Div Marks (1):- 3.85 / 26/G- 0 (2):- 5.27 / 26/G- 0 (3):- 0.00 / 26/G- 0 (4):- 5.00 / 21/G- 0 (Div/Obt-Cr+GIS):- 104 / 99/ 99

RESULT STATISTICS FOR THE COLLEGE

	Total	Fresh	Exam	Boys	Girls	Division	%	Result Withheld	Failure
Appeared	25	25	0	6	19	I	13	By Office W/D	0
Pass	19	19	0	3	16	II	0	At Tabulation W/T	0
Pass- %	76.00	76.00	0.00	50.00	84.21	III	0	Unfair Means W/U	0
								By Enroll No W/E	0
								By ATKT No W/A	3
								Deleted	0
								With Exemption	5

Subjectwise Statistic Of Appeared And Pass % Counts

2871: 23/25 92.00%, 2872: 22/25 88.00%, 2874: 20/25 80.00%, 2877: 22/25 88.00%, 3008: 25/25 100.00%, 3050: 25/25 100.00%,



Pankaj
PRINCIPAL
VIDYA BHARATI MAHABIDYALAYA
AMRAVATI

College Code & Name: 0 126 Vidya Bharti Arts, Commerce & Science College, Amravati.

Roll No	Name of the Candidate				W/H	Mark Obt						Aggr Total	Div							
RnRoll No	Can	Car	Clg	Med	Sex	Remarks	Sub1	Sub2	Sub3	Sub4	Sub5	Sub6	Sub7	Sub8	Sub9	Sub10	Sub11	Sub12	Remarks	Out Of

RESULT STATISTICS FOR THE COLLEGE

	Total	Fresh	Exm	Boys	Girls	Division	%	Result Withheld	Failure
Appeared	104	104	0	49	35	I	53	By Office W/O	0
Pass	82	82	0	36	46	II	13	At Tabulation W/T	0
Pass- %	78.85	78.85	0.00	73.47	83.64	III	0	Unfair Means W/U	0
								By Enroll No W/E	0
								By ATKT No W/A	16
								Deleted	0
								With Exemption	21

Subjectwise Statistics Of Appeared And Pass % Counts

1061: 99/104 95.19%, 1062: 91/104 87.50%, 1063: 91/104 87.50%, 1064: 99/104 95.19%, 1065: 100/104 96.15%, 1066: 103/104 99.04%, 1067: 103/104 99.04%



Penkar
PRINCIPAL
VIDYA BHARATI MAHABIDYALAYA
AMRAVATI

W/A
Total = 88
 16
 104
15/05/18



Vidya Bharati Shaikshanik Mandal, Amravati's

Vidya Bharati Mahavidyalaya, Amravati

**Affiliated to Sant Gadge Baba Amravati University, Amravati
Maharashtra**

NAAC Re-accredited with Grade "A"(CGPA 3.26-Second Cycle)
CPE Status (Third Time) by UGC,
Mentor College under Paramarsh Scheme by UGC
'Lead College' by S.G.B. Amravati University, Amravati
ISO Certification: 9001:2015 and 14001:2015

Website: vbm.v.org

**Tabulation Register
Summer 2017**

College Code & Name: 0 126 Vidhyabharti Mahavidyalaya, Amravati

Roll No	Name of the Candidate	W/E	Mark Obt	Aggr Total Result	Div
EnRoll No	Can Cat Clg Med Sex Remarks				
		Sub1			
		Sub2			
		Sub3			
		Sub4			
		Sub5			
		Sub6			
		Sub7			
		Sub8			
		Sub9			
		Sub10			
		Sub11			
		Sub12			
				Remarks	
				Out Of	

RESULT STATISTICS FOR THE COLLEGE

	Total	Fresh	Even	Boys	Girls	Division	%	Result Withheld	Failure
Appeared	13	13	0	7	6	I	12	By Office W/O 0	Deleted 0
Pass	12	12	0	7	5	II	0	At Tabulation W/T 0	With Exemption 1
Pass-%	92.31	92.31	0.00	100.00	83.33	III	0	Unfair Means W/U 0	
								By Enrol No W/E 0	
								By ATKT No W/A 0	

Subjectwise Statistic Of Appeared And Pass % Counts

3141Dynamics Of Human : 13/13 100.00%, 3142Wage And Salary Ad: 13/13 100.00%, 3143Employees Empowerm: 13/13 100.00%, 3144Functional Areas I: 13/13 100.00%, 3145Corporate Planning: 12/13 92.31%, 3146Human Resource Accr: 12/13 92.31%, 3147Project(Grade): 13/13 100.00%,



Penkar
PRINCIPAL
VIDYA BHARATI MAHABIDYALAYA
AMRAVATI

College Code & Name: 0126 Vidhyabharti Mahavidyalaya, Amravati

Roll No	Name of the Candidate	W/H	Sub1	Sub2	Sub3	Sub4	Sub5	Sub6	Sub7	Sub8	Sub9	Sub10	Sub11	Sub12	Mark Obt	Result																	
EnRoll No	Can Cat	Clg Med Ser	Remarks	Sub1	Sub2	Sub3	Sub4	Sub5	Sub6	Sub7	Sub8	Sub9	Sub10	Sub11	Sub12	Tot. Crdt/Cgpa/Cg-Gr	Result Grp_Tot																
																Pass/Fail																	
																Cr_GHS																	
																Signs/Credit/Gr																	
																Div																	
87895 11125277	SIFAT SINGH RAU	INDIA	W/A	1431	38	29	BC 7	1442	32	28	BC 7	1443	35	28	BC 7	1444	36	28	BC 7	1445	37	28	BC 7	1447	36	28	BC 7	1438	AA	AA 10	7.38	32 EB	PASS
																5.52	CC																
																Div Marks (1)- 7.75* / 32/G-0 (2)- 0.00 / 32/G-0 (3)- 7.74 / 28/G-0 (4)- 7.38 / 32/G-0																	
87894 15125501	VAIBHAV BHAGHANTRAO SHINDE	INDIA	M	1431	37	27	BC 7	1442	42	28	BC 7	1443	35	29	BC 7	1444	38	28	BC 7	1445	37	29	BC 7	1447	36	28	BC 7	1438	AB	AB 9	7.38	32 EB	PASS
																7.07	BB																
																Div Marks (1)- 6.88 / 32/G-0 (2)- 7.00 / 32/G-0 (3)- 7.00 / 28/G-0 (4)- 7.38 / 32/G-0																	

RESULT STATISTICS FOR THE COLLEGE

	Total	Fresh	Exm	Boys	Girls	Division	%	Result Withheld	Failure
Appeared	44	44	0	25	19	I	4	By Office W/D	0
Pass	27	27	0	15	12	II	0	At Tabulation W/T	1
Pass - %	61.36	61.36	0.00	60.00	63.16	III	0	Unfair Means W/U	0
								By Enroll No W/E	3
								By AIRT No W/A	16
								Deleted	4
								With Exemption	12

Subjectwise Statistice Of Appeared And Pass % Counts

1431: 33/40 82.50%, 1432: 29/10 80.00%, 1433: 29/10 80.00%, 1434: 29/10 80.00%, 1435: 29/10 80.00%, 1436: 29/10 80.00%, 1437: 29/10 80.00%, 1438: 38/40 95.00%, 1442: 28/22 90.91%, 1443: 21/22 95.45%, 1444: 19/22 86.36%, 1445: 20/22 90.91%, 1446: 20/22 90.91%, 1447: 20/22 90.91%, 1452: 7/8 87.50%, 1453: 7/8 87.50%, 1454: 7/8 87.50%, 1455: 7/8 87.50%, 1456: 7/8 87.50%, 1457: 7/8 87.50%



Penkar
PRINCIPAL
VIDYA BHARTI MAHABIDYALAYA
AMRAVATI

College Code & Name: 0 126 Vidhyashakti Mahavidyalaya, Amravati

Roll No	Name of the Candidate	WH			Mark Obt				Aggr Total	Div	
EnRoll No	Can Cat Clg	Med Sex	Remarks	Sub1	Sub2	Sub4	Sub6	Sub8	Sub10	Remarks	
				Sub3	Sub4	Sub6	Sub8	Sub10	Sub11	Out Of	
74323	PRAVIN SHESHRAO TAYDE			1141	40	18	1142	41	18	449	
0716281				1143	44	18	1144		48	465	PASS I
	110 0 126 E M			1145		24	92				
				Div Marks (1):- 375 / 500 (2):- 377 / 500 (3):- 380 / 500 (4):- 449 / 500 Total - 1561 / 2400							

RESULT STATISTICS FOR THE COLLEGE

	Total	Fresh	Exam	Boys	Girls	Division	%	Result WithHeld	Failure
Appeared	19	19	0	6	13	I	10	By Office W/O	0
Pass	17	17	0	5	12	II	0	At Tabulation W/T	0
Pass-%	89.47	89.47	0.00	83.33	92.31	III	0	Unfair Means W/U	0
								By Error/ No W/E	0
								By ATKT No W/A	7

Subjectwise Statistice Of Appeared And Pass % Counts

1141Internet Technolog: 17/19 89.47%, 1142E-Commerce: 18/19 94.74%, 1143Elective (Data War: 18/19 94.74%, 1144Computer Laborator: 18/19 94.74%, 1145Project/Seminar: 18/19 94.74%



Penkar
PRINCIPAL
VIDYA BHARATI MAHAYIDYALAYA
AMRAVATI

College Code & Name: 0 126 Vidhyabharti Mahavidyalaya, Amravati

Roll No	Name of the Candidate	WH	EnRoll No	Can Cat	Med. Sex	Remarks	Sub1	Sub2	Sub3	Sub4	Sub5	Sub6	Sub7	Sub8	Sub9	Sub10	Sub11	Sub12	Mark Obt	Aggr Total Result	Div	Remarks	Out Of
82671 12126712	VISHAL BHAGCHAND THAKUR		101	0 126	E	M	IDEC XMF 40 18 IDLA XMF 22 19 IVMN XMF 48 19 EOLS XMF 0	CMAC XMF 32 20 CMSP XMF 42 19 SAMN XMF 37 19 BDPS XMF 0											335		FAIL	Pass	
Div Marks (1)- 431 / 600 (2)- 378 / 600 (3)- 335 / 600 Total - 1144 / 1800																							
82673 01081588	VISHAL KISHOR GAIGOLE		101	0 126	E	M	IDEC XMF 33 20 IDLA XMF 12 20 IVMN XMF 36 20 EOLS XMF 0	CMAC XMF 28 20 CMSP XMF 36 20 SAMN XMF 38 20 BDPS XMF 0											303		FAIL	Fail (Khatrisi)	
Div Marks (1)- 361 / 600 (2)- 359 / 600 (3)- 303 / 600 Total - 1023 / 1800																							

RESULT STATISTICS FOR THE COLLEGE

	Total	Fresh	Exam	Boys	Girls	Division	%	Result With	Failure	
Appeared	44	44	0	29	15	I	13	By Office W/O	0	
Pass	19	19	0	11	8	II	4	At Tabulation W/T	0	
Pass-%	43.18	43.18	0.00	37.93	53.33	III	0	Unfair Means W/U	0	
								By Enroll No W/E	0	
								By ATKT No W/A	2	
									Deleted	0
									With Exemption	25

Subjectwise Statistic Of Appeared And Pass % Counts

BDPS Business Data Proc: 44/44 100.00%, CMAC Company Account: 23/44 52.27%, CMSP Company Management: 44/44 100.00%, EOLS Economic And Other: 41/44 93.18%, IDEC Indian Economics: 38/44 86.36%, IDLA Industrial Laws: 33/44 75.00%, IVMN Investment Management: 42/44 95.45%, SAMN Sales & Advertisin: 43/44 97.73%



Penkar
PRINCIPAL
VIDYA BHARATI MAHABIDYALAYA
AMRAVATI



Vidya Bharati Shaikshanik Mandal, Amravati's

Vidya Bharati Mahavidyalaya, Amravati

**Affiliated to Sant Gadge Baba Amravati University, Amravati
Maharashtra**

NAAC Re-accredited with Grade "A"(CGPA 3.26-Second Cycle)
CPE Status (Third Time) by UGC,
Mentor College under Paramarsh Scheme by UGC
'Lead College' by S.G.B. Amravati University, Amravati
ISO Certification: 9001:2015 and 14001:2015

Website: vbmv.org

**Tabulation Register
Summer 2016**

College Code & Name: 0 125 Vidya Bharati Mahavidyalaya, Amravati

Roll No	Name of the Candidate	WPH	Mark Obt.	Aggr Total Result	Div						
EnRoll No	Can Cat	Med Sex	Remarks	Sub1 Sub2 Sub3 Sub4 Sub5 Sub6 Sub7 Sub8 Sub9 Sub10 Sub11 Sub12	Remarks	Out Of					
81228 13126438	DIPALI YUDHISHATHIR GULHANE			ETC PHY	XCLF 20 XCLF 34	20 20	46 48	MTH 15 15 10 15 243	15 15 10 15	243	FAIL
Div Marks (1):- 497 / 900 (2):- 530* / 900 (3):- 0 / 450 (4):- 243 / 450 Total - 1270 / 2700											
81283 13126219	RADHICA MADHAVRAO KHEDKAR			CHE PHY	27 28	19 20	46 47	MTH 30 15 31 15	280	280	PASS
Div Marks (1):- 0 / 900 (2):- 0 / 900 (3):- 0 / 450 (4):- 280 / 450 Total - 280 / 2700											

RESULT STATISTICS FOR THE COLLEGE

	Total	Fresh	Exam	Boys	Girls	Division	%	Result Withheld	Failure
Appeared	244	244	0	98	176	I	97	By Office W/O	0
Pass	170	170	0	47	123	II	9	At Institution W/T	0
Pass-%	69.67	69.67	0.00	48.12	69.89	III	0	Under Marks W/T	0
								By Exam No W/E	0
								By A/R No W/A	64
								Deleted	0
								With Exemption	71

Subjectwise Statistics Of Appeared And Pass % Counts

BOT Boty: 75/98 96.13%, CHE Chemistry: 131/138 80.50%, CPS Computer Science: 42/54 81.89%, CPV Computer Applicati: 22/43 52.38%, ETC Electronics (Inst: 33/36 91.67%, IV Industrial Chemist: 16/20 80.00%, MTH Mathematics: 97/110 88.18%, PHY Physics: 121/144 84.03%, ZOC Zoology: 52/60 87.50%

BSC III



Penkar
PRINCIPAL
VIDYA BHARATI MAHABIDYALAYA
AMRAVATI

College Code & Name: 0126 Vidya Bharati Arts, Commerce & Science College, Amravati

Roll No	Name of the Candidate	W/H	III Year	I Year	II Year	Aggr Total	Result	Div				
Enroll No	Gen	Cat	Clg	Med	Sex	Remarks	Sub1 Sub3 Sub5 Sub7 Sub9 Sub11	Sub2 Sub4 Sub6 Sub8 Sub10 Sub12				
42233 13103383 3869	VINAY MAHENDRA PARDHESI						ENG 17 CMA 41 BFC 30 BOE 50	SPE 20 BEM 29 IWW 27	15 29 28	409 380 411	1130 PASS	
ORG-INC - 3 REM-INC - 2												
42235 13126193 3890	VIPUL GHANSHYAM PINJARI						ENG XOLF 17 CMA XOLF 41 BFC XOLF 40 BOE XOLF 28	SPE XOLF 13 BEM XOLF 09 IWW XOLF 13	13 27 27	325	370 FAIL	
42236 13126194 3871	VIPUL VILAKUMAR SIRWANI						ENG 17 CMA 48 BFC 39 BOE 35	SPE 18 BEM 29 IWW 27	13 27 27	377 373	369 PASS	1135
42241 13303592 3912	YASHMUKESH GUPTA					W/A W/B	ENG 12 CMA 34 BFC 27 BOE 45	HIN 18 BEM 27 IWW 24	13 26 27	354 352	705 PASS	

RESULT STATISTICS FOR THE COLLEGE

	Total	Fresh	Enro	Boys	Girls	Division	%	Result	Unsuccessful	Failure	
Appeared	101	101	0	50	51	I	55	By Office W/O	0	Deleted	0
Pass	83	83	0	41	43	II	4	As Telsision W/T	0	With Exemption	17
Pass-%	82.18	82.18	0.00	82.00	82.35	III	0	Unfair Means W/U	1		
								By Enroll No W/E	0		
								By ATKT No W/A	15		

Subjectwise Statistic Of Appeared And Pass % Counts

BEM : 29/101 28.71%, BFC : 37/101 36.63%, CMA : 25/101 24.75%, ENG : 25/101 24.75%, BOE : 37/101 36.63%, HIN : 21/22 95.45%, IWW : 24/101 23.76%, MAR : 28/28 100.00%, SPE : 47/49 95.92%, URD : 2/2 100.00%



Penkar
PRINCIPAL
VIDYA BHARATI MANAVIBALAYA
AMRAVATI

College Code & Name: 0 135 Vidya Bharati Arts, Commerce & Science College, Amravati

Roll No	Name of the Candidate	W/E	III Year	I Year	II Year	Aggr Total Result	Remarks	Div									
Enroll No.	Can Cat	Clg	Med	Sex	Remarks	Sub1	Sub2	Sub3	Sub4	Sub5	Sub6	Sub7	Sub8	Sub9	Sub10	Sub11	Sub12

RESULT STATISTICS FOR THE COLLEGE

	Total	Fresh	Exam	Boys	Girls	Division	%	Result Withheld	Failure
Appeared	80	80	0	35	45	I	8	By Office W/O	0
Pass	38	38	0	17	21	II	17	At Tatulation W/T	0
Pass-%	47.50	47.50	0.00	48.57	46.67	III	0	Unfair Means W/D	0
								By Enroll No W/E	0
								By ATKT No W/A	13
								Deleted	0
								With Exemption	42

Subjectwise Statistic Of Appeared And Pass % Counts

ECD : 18/17 94.12%, ELT : 12/30 40.00%, ENG : 65/80 82.50%, HIN : 1/1 100.00%, HIS : 36/43 83.72%, MAR : 74/79 93.67%,
 19/24 79.17%, SOC : 41/51 80.39%,
 TLT : 21/22 95.45%, POL : 36/53 67.92%, PST :

MTR

UKD

MTF



Penkar
 PRINCIPAL
 VIDYA BHARATI MAHAYITALAYA
 AMRAVATI

College Code & Name: 0124 Vidyabharti Mahavidyalaya, Amravati

Roll No	Name of the Candidate	W/H	Mark Obt										Result								
EnRoll No	Can Cat/Ctg	Med. Sex	Remarks	Sub1	Sub2	Sub3	Sub4	Sub5	Sub6	Sub7	Sub8	Sub9	Sub10	Sub11	Sub12	Tot-Crds/Cgns/cg-Gr	Div	Remarks	Cr_GIS	Signs/Credit/Gr	
82067 01112682	BAHUL SURESH MADAVI			2211	52	37	BC 7	2212	37	17	CD 3		2213	37	20	DD 4		PASS			
	101 0126 E M			3007		80	CC 6	3008	AB 9	91								AA 10	400	642 26 BE	Friday
				Div Marks (1):- 5.15 / 25/0-0 (2):- 5.50 / 25/0-0 (3):- 6.23 / 25/0-0 (4):- 6.42 / 25/0-0 (Min/Out-Cn+Gis):- 104 / 104/104																	
82068	SANCHAYAT ALI S/O MOHD JAFFAR			2211	55	37	BB 8	2212	49	17	BC 7		2213	51	20	BC 7		PASS			
	101 0126 E M			3007		92	BB 8	3008	AA 10	92								AA 10	458	808 26 AB	
				Div Marks (1):- 7.69 / 25/0-0 (2):- 7.69 / 25/0-0 (3):- 6.81 / 25/0-0 (4):- 8.08 / 25/0-0 (Min/Out-Cn+Gis):- 104 / 104/104																	

RESULT STATISTICS FOR THE COLLEGE

Category	Total	Fresh	Exam	Boys	Girls	Division	%	Result Withheld	Failure
Appeared	14	14	0	5	8	I	7	By Office W/O	0
Pass	14	14	0	5	8	II	0	At Tetulation W/T	0
Pass-%	100.00	100.00	0.00	100.00	100.00	III	0	Unfair Means W/U	0
								By Enroll No W/E	0
								By ATKT No W/A	0
								Deleted	0
								With Exemption	0

Subjectwise Statistice Of Appeared And Pass % Counts

2211: 14/14 100.00%, 2212: 14/14 100.00%, 2213: 14/14 100.00%, 2214: 14/14 100.00%, 3007: 14/14 100.00%, 3008: 14/14 100.00%



Pentkar
PRINCIPAL
VIDYA BHARATI MAHAYIBDALAYA
AMRAVATI

College Code & Name: 0126 Vidya Bharati Mahavidyalaya, Amravati

Roll No	Name of the Candidate	W/H	Mark Obt.	Result					
EnRoll No.	Can Cat/Clg	Med Ser	Remarks	Sub1 Sub3 Sub5 Sub7 Sub9 Sub11	Sub2 Sub4 Sub6 Sub8 Sub10 Sub12	Tot-Crct/Cgpa/cg-Gr	Div	Remarks Cr_GIS Sgpa/Credit/Gr	
81477 1112833	RAHUL TRILOKSINGH THAKUR			2871 XMP 30 19 DD 4 2874 XMP 12 19 F 0 3050 XMP 90 AA 10 3008 XMP	2872 XMP 03 20 2877 XMP 21 18 3008 XMP 91	F 0 F 0	FAIL AA 10 3.08 11	323 73503661 80	
0.00									
Div Marks (1):- 5.46/ 26/G-0 (2):- 0.00/ 26/G-0 (3):- 0.00/ 26/G-0 (4):- 3.08/ 11/G-0 (Min/Obt-Cr+Gts):- 104/ 89/ 89									
81478 10308233	SAGAR RAJESHWAR MEHASKE			2871 XMP 45 18 BC 7 2874 XMP 32 18 CD 5 3050 XMP 90 AA 10 3008 XMP	2872 XMP 18 18 2877 XMP 33 18 3008 XMP 90	F 0 CD 5	FAIL AA 10 5.58 21	380 73503661 80	
0.00									
Div Marks (1):- 5.93/ 26/G-0 (2):- 0.00/ 26/G-0 (3):- 0.00/ 26/G-0 (4):- 5.58/ 21/G-0 (Min/Obt-Cr+Gts):- 104/ 99/ 99									
81479 10712217	SHANTANU VIRENDRASINGH THAKUR			2871 XMP 36 19 CC 6 2874 XMP 30 19 DD 4 3050 XMP 92 AA 10 3008 XMP	2872 XMP 18 19 2877 XMP 13 19 3008 XMP 93	F 0 F 0	FAIL AA 10 4.23 16	358 73503661 80	
0.00									
Div Marks (1):- 0.00/ 26/G-0 (2):- 4.92/ 26/G-0 (3):- 0.00/ 26/G-0 (4):- 4.23/ 16/G-0 (Min/Obt-Cr+Gts):- 104/ 94/ 94									

RESULT STATISTICS FOR THE COLLEGE

	Total	Fresh	Exam	Boys	Girls	Division	%	Result WithHeld	Failure
Appeared	21	21	0	4	15	I	5	By Office W/O	0
Pass	14	14	0	2	12	II	0	At Tabulation W/O	0
Pass-%	66.67	66.67	0.00	33.33	80.00	III	0	Unfair Means W/O	0
								By Enroll No W/E	0
								By AIKT No W/A	4
								With Exemption	7

Subjectwise Statistic Of Appeared And Pass % Counts

2871: 20/21 95.24%, 2872: 16/21 76.19%, 2874: 16/21 76.19%, 2877: 18/21 85.71%, 3008: 21/21 100.00%, 3050: 21/21 100.00%



Penkar
PRINCIPAL
VIDYA BHARATI MAHAYITALAYA
AMRAVATI

College Code & Name: 0 126 Vidya Bharati Mahavidyalaya, Amravati

Roll No	Name of the Candidate	W/H	Sub1	Sub2	Sub3	Sub4	Sub5	Sub6	Sub7	Sub8	Sub9	Sub10	Sub11	Sub12	Mark Ob.	Result
Enroll No.	Can Ctr/Ctg	Med Sex	Remarks	Sub1	Sub2	Sub3	Sub4	Sub5	Sub6	Sub7	Sub8	Sub9	Sub10	Sub11	Sub12	Remarks
														Total-Cred/Cgpa/Cg-Gr	Div	
21718	SAMEER SANJAY			2141	2142	2143	2144	2145	3007	3008	3009	3010	3011	3012	20	PASS
11118205	KRISHAN CHANDANI			2141	2142	2143	2144	2145	3007	3008	3009	3010	3011	3012	20	PASS
														97	AA 10	
														373	23 BC	
														6.93	BC	
														Div Marks (1)- 7.31/ 20/0-0 (2)- 7.88/ 20/0-0 (3)- 1.92/ 20/0-0 (4)- 2.73/ 20/0-0 (5)Div/Ob-Cred+Grs - 104/ 104/ 104		
21719	SATISH RAMESH KHIRATKAR			2141	2142	2143	2144	2145	3007	3008	3009	3010	3011	3012	20	PASS
11118208	W/A			2141	2142	2143	2144	2145	3007	3008	3009	3010	3011	3012	20	PASS
														97	AA 10	
														7.12	23 BB	
														6.81	BB	
														Div Marks (1)- 0.00/ 20/0-0 (2)- 7.21/ 20/0-0 (3)- 0.00/ 20/0-0 (4)- 7.12/ 20/0-0 (5)Div/Ob-Cred+Grs - 104/ 104/ 104		

RESULT STATISTICS FOR THE COLLEGE

	Total	Fresh	Exam	Boys	Girls	Division	%	Result Withheld	By Office W/O	By At Tabulation W/T	By Unfair Means W/U	By Enroll No W/E	By AIKT No W/A	Failures	Deleted	With Exemption
Appeared	25	25	0	7	18	I	11		0	0	0	0	4	0	0	10
Pass	15	15	0	4	11	II	0		0	0	0	0	0	0	0	0
Pass-%	60.00	60.00	0.00	57.14	61.11	III	0		0	0	0	0	0	0	0	0

Subjectwise Statistic Of Appeared And Pass % Counts

2141: 18/25 72.00%, 2142: 19/25 76.00%, 2143: 22/23 95.65%, 2144: 24/25 96.00%, 3007: 25/25 100.00%, 3008: 25/25 100.00%



Penkar
PRINCIPAL
VIDYA BHARATI MAHAVIDYALAYA
AMRAVATI

W/20-11

College Code & Name: 0126 Vidhyabharti Mahavidyalaya, Amravati

Roll No.	Name of the Candidate	WH	Mark Obt											Result	Remarks															
EnRoll No.	Can	Cat	Ctg	Med	Sex	Remarks	Sub1	Sub2	Sub3	Sub4	Sub5	Sub6	Sub7	Sub8	Sub9	Sub10	Sub11	Sub12	Grade/Credit/Gr	Div										
58836 12126749	SNEHAL ARUN KHAMANKAR						2081	34	13	30	24	CC	5	BC	7	2082	25	17	39	27	CD	5	AS	9	PASS					
							2083	23	17	36	23	CD	5	BB	8	2084	32				BC	7								
	113	0	126	E	F		2085	23	17	38	25	CD	5	BB	8	2086				64			AB	9	525					
																									647	22.5 BC				
																				7.11		BB			I					
																										Div Marks (1):- 7.18 / 25.50/G-0 (2):- 7.29 / 25.50/G-0 (3):- 7.44 / 24.00/G-0 (4):- 6.47 / 22.50/G-0				
58837 08126596	TARIQUE HABIB KHAN						2081	33	15	30	22	BC	7	BC	7	2082	27	17	36	22	CC	6	BB	8	PASS					
							2083	19	18	36	22	CD	5	BB	8	2084	31	17			BC	7								
	113	0	126	E	M		2085	22	17	35	25	CD	5	BB	8	2086				62			BB	8	508					
																										630	22.5 BC			
																											Div Marks (1):- 6.47* / 25.50/G-0 (2):- 6.71 / 25.50/G-0 (3):- 6.44 / 24.00/G-0 (4):- 6.60 / 22.50/G-0			
58838 14126762	VAIBHAV PANJARRAO TIDKE						2081	38	14	38	24	BC	7	BB	8	2082	34	19	44	29	BC	7	AA	10	PASS					
							2083	32	20	44	27	BC	7	AB	9	2084	46	19				AB	9							
	115	0	126	E	M		2085	36	19	43	28	BC	7	AB	9	2086				63			BB	8	617					
																											7.87	22.5 BB		
																											8.29	AB	I-D	
																											Div Marks (1):- 8.12 / 25.50/G-0 (2):- 8.76 / 25.50/G-0 (3):- 8.38 / 24.00/G-0 (4):- 7.87 / 22.50/G-0			
58839 12126751	VAISHNAVI RAMESH POKALE						2081	33	16	31	24	BC	7	BC	7	2082	40	17	39	25	BB	8	AB	9	PASS					
							2083	33	17	36	24	BC	7	BB	8	2084	38	17			BC	7								
	113	0	126	E	F		2085	34	17	38	25	BC	7	BB	8	2086				64			AB	9	568					
																												7.53	22.5 BB	
																												7.77	BB	I-D
																											Div Marks (1):- 7.35 / 25.50/G-0 (2):- 8.24 / 25.50/G-0 (3):- 7.94 / 24.00/G-0 (4):- 7.53 / 22.50/G-0			

RESULT STATISTICS FOR THE COLLEGE

	Total	Fresh	Exam	Boys	Girls	Division	%	Result WithHeld	Failure
Appeared	39	39	0	11	28	I	22	By Office W/O	0
Pass	39	39	0	11	28	II	0	As Tabulation W/T	0
Pass- %	100.00	100.00	0.00	100.00	100.00	III	0	Unfair Means W/U	0
								By Enroll No W/E	0
								By ATKT No W/A	3
								Delisted	0
								With Exemption	0

Subjectwise Statistics Of Appeared And Pass % Counts

2081: 39/39 100.00%, 2082: 39/39 100.00%, 2083: 39/39 100.00%, 2084: 39/39 100.00%, 2085: 39/39 100.00%, 2086: 39/39 100.00%

2081: Cosmetic Technology V. 2082: Perfume & Colour VI. 2083: Herbal Cosmetics VI. 2084: Cosmetic Jurispruden 2085: Cosmetic Engineering 2086: Project



Penkar
PRINCIPAL
VIDYA BHARATI MAHAYITALAYA
AMRAVATI

College Code & Name: 0126 Vidya Bharati Mahavidyalaya, Amravati

Roll No.	Name of the Candidate	WH	Mark Obt.	Result	Remarks	
EnRoll No.	Can. Cat/Clg.	Med. Ser.	Examination	Sub1 Sub3 Sub5 Sub7 Sub9 Sub11	Sub2 Sub4 Sub6 Sub8 Sub10 Sub12	Signs/Credit/Gr Div
39041 09120082	KU UNNATI VINAYRAO MALMISGH	3006	160 02 AB P	PASS		
	113 0126 E F			252		
				9.00	18.0AA	
						I-D
				Div Marks (1)- 7.45 / 21.00(G-0) (2)- 5.00 / 15.00(G-0) (3)- 10.00 / 18.00(G-0) (4)- 8.00 / 18.00(G-0)		
39042 14120076	SWAPNIL ASHOK BHALLARE	3006	135 80 BB S	PASS		
	313 0126 E M			215		
				8.00	18.0AB	
						I-D
				Div Marks (1)- 7.19 / 21.00(G-0) (2)- 5.50 / 15.00(G-0) (3)- 9.50 / 18.00(G-0) (4)- 8.00 / 18.00(G-0)		
39043 10120092	SWAPNIL KRUSHNARAO MAHALAN	3006	160 02 AB P	PASS		
	115 0126 E M			341		
				9.00	18.0AA	
						I
				Div Marks (1)- 6.88 / 21.00(G-0) (2)- 5.70 / 15.00(G-0) (3)- 7.00 / 18.00(G-0) (4)- 9.00 / 18.00(G-0)		

RESULT STATISTICS FOR THE COLLEGE

	Total	Pass	Exam	Boys	Girls	Division	%	Result With Hold	Failure
Appeared	13	13	0	4	9	I	2	By Office W/O	0
Pass	13	13	0	4	9	II	0	At Tetulation W/O	0
Exam - W	100.00	100.00	0.00	100.00	100.00	III	0	Under Means W/O	0
								By Enroll No W/E	0
								By ACME No W/A	0
								Deleted	0
								With Exemption	0

Subjectwise Statistics Of Appeared And Pass % Counts

3006 13/13 100.00%



Penkar
PRINCIPAL
VIDYA BHARATI MAHAYDALAYA
AMRAVATI

College Code & Name: 0 126 Vidyaasharti Mahavidyalaya, Amravati

Roll No	Name of the Candidate	WH	Mark Obt.	Result			
Enroll No	Can Cat/Ctg	Med Sex	Remarks	Sub1 Sub3 Sub5 Sub7 Sub9 Sub11	Sub2 Sub4 Sub6 Sub8 Sub10 Sub12	Tot-Cred/Cpa/ug-Gr	Div
82217	ZUBAIR SHAH DAR S/O MOHD SHAH DAR						
101	0 126 E M			35	20	CC 6	2952 25
				46	30	BC 7	2958 35
				307	99	AA 10	3008
							20 DD 4 PASS
							20 CC 6
							58 AA 10 418
							673 26 BC
							7.23 BR I

Div Marks (I)- 7.50/ 26G-0 (II)- 7.12/ 26G-0 (III)- 7.58/ 26G-0 (IV)- 6.73/ 26G-0 (Div/Obt-Cpa/UG)- 104/ 104/104

RESULT STATISTICS FOR THE COLLEGE

	Total	Fresh	Even	Boys	Girls	Division	%	Result WithHeld	Failure
Appeared	19	19	0	9	10	I	10	By Office W/O	Deleted
Pass	16	16	0	7	9	II	0	At Tabulation W/O	With Exemption
Pass-%	84.21	84.21	0.00	77.78	90.00	III	0	Unfair Means W/O	
								By Enroll No W/O	
								By AIKT No W/A	3

Subjectwise Statistics Of Appeared And Pass % Counts

2951: 16/19 84.21%, 2952: 16/19 84.21%, 2957: 17/19 89.47%, 2958: 17/19 89.47%, 3007: 18/19 94.74%, 3008: 18/19 94.74%



Penkar
PRINCIPAL
VIDYA BHARATI MAHAYBALAYA
AMRAVATI

College Code & Name: 0 126 Vidya Bharati Arts, Commerce & Science College, Amravati.

Roll No	Name of the Candidate	W/H	Sub1	Sub2	Sub3	Sub4	Sub5	Sub6	Sub7	Sub8	Sub9	Sub10	Sub11	Sub12	Mark Obt.	Aggr Total Result	Div	Remarks
34254 13126631	SHRUTI SODHIR BAKSHI		1061	31	1062	48	1063	48	1064	33	1065	46	50	1066	50	359	PASS	I S.S. Bakshi
Div Marks (1):- 747 / 1000 (2):- 678 / 900 (3):- 325 / 450 (4):- 329 / 450 Total - 2119 / 2800																		
34256 13126676	SHUBHAM DIGAMBAR HATE		1061	31	1062	37	1063	33	1064	29	1065	32	50	1066	49	297	PASS	I
Div Marks (1):- 638 / 1000 (2):- 609 / 900 (3):- 310 / 450 (4):- 297 / 450 Total - 1874 / 2800																		
34261 13701908	SHUBHASHREE AVINASH DESHPANDE		1061	26	1062	43	1063	49	1064	26	1065	37	48	1066	49	328	PASS	I
Div Marks (1):- 697 / 1000 (2):- 640 / 900 (3):- 300 / 450 (4):- 328 / 450 Total - 1965 / 2800																		
34216	SHIVAM SATISH ZANAR	W/A	1061	37	1062	31	1063	30	1064	30	1065	31	50	1066	48	306	PASS	
Div Marks (1):- 0 / 1000 (2):- 0 / 900 (3):- 0 / 450 (4):- 306 / 450 Total - 306 / 2800																		

RESULT STATISTICS FOR THE COLLEGE

	Total	Fresh	Exm	Boys	Girls	Division	%	Result Withheld	Failure
Appeared	86	88	0	47	41	I	42	By Office W/O	0
Pass	72	72	0	32	40	II	4	At Tabulation W/T	0
Pass-%	81.82	81.82	0.00	68.09	97.56	III	0	Unfair Means W/T	0
								By Enroll No W/E	0
								By ATKT No W/A	26
								Deleted	0
								With Exemption	15

Subjectwise Statistic Of Appeared And Pass % Counts

1061: 76/88 86.36%, 1062: 83/88 94.32%, 1063: 85/88 96.59%, 1064: 83/88 94.32%, 1065: 78/88 88.64%, 1066: 87/88 97.84%, 1067: 87/88 97.84%



Penkar
PRINCIPAL
VIDYA BHARATI MAHAYALAYA
AMRAVATI

College Code & Name: 0 126 Vidhyashakti Mahavidyalaya, Amravati


Roll No	Name of the Candidate	W/H											Mark Obt.	Result									
Enroll No	Can Cat	Clg	Med	Sex	Remarks	Sub1	Sub2	Sub3	Sub4	Sub5	Sub6	Sub7	Sub8	Sub9	Sub10	Sub11	Sub12	Tot-Crdt/Cgpa/cg-Gr	Grp_Tot	Remarks	Cr_GIS	Sgpa/Credit/Gr	Div

RESULT STATISTICS FOR THE COLLEGE

	Total	Fresh	Exam	Boys	Girls	Division	%	Result WithHeld	Failure
Appeared	60	60	0	36	24	I	20	By Office W/O 0	Deleted 0
Pass	48	48	0	28	20	II	0	At Tabulation W/T 0	With Exemption 12
Pass-%	80.00	80.00	0.00	77.78	83.33	III	0	Unfair Means W/U 0	
								By Enroll No W/E 0	
								By ATKT No W/A 4	

Subjectwise Statistic Of Appeared And Pass % Counts

1431: 16/60 93.33%, 1432: 19/21 90.48%, 1433: 19/21 90.48%, 1434: 19/21 90.48%, 1435: 18/21 85.71%, 1436: 21/21 100.00%, 1437: 21/21 100.00%, 1438: 18/60 90.00%, 1442: 25/26 100.00%, 1443: 25/26 96.15%, 1444: 25/26 100.00%, 1445: 25/26 96.15%, 1446: 25/26 96.15%, 1447: 26/26 100.00%, 1452: 13/13 100.00%, 1453: 13/13 100.00%, 1454: 13/13 100.00%, 1455: 13/13 100.00%, 1456: 12/13 92.31%, 1457: 13/13 100.00%



Penkar
PRINCIPAL
VIDYA BHARATI MAHAVIDYALAYA
AMRAVATI

Code & Name: 0126 Vidhyabharti Mahavidyalaya, Amravati

Roll No	Name of the Candidate		W/H	Remarks	Sub						Mark Obt.	Aggr Total						
	Can	Cat/Clg			Med	Sex	Sub1	Sub2	Sub3	Sub4		Sub5	Sub6	Sub7	Sub8	Sub9	Sub10	Sub11
81224 14126077	VISHAL BHAGCHAND THAKUR				38		20	MRM	41		18	378						PASS
	101	0126 E M	W/A		45		20	CSAC	51		20							
					41		20	AUDT	44		19							
					B			CPAS	A									
81237 1081388	VISHAL KISHOR GAIGOLE				35		19	MRM	43		20	359						PASS
	101	0126 E M	W/A		34		19	CSAC	44		19							
					36		19	AUDT	52		19							
					B			CPAS	A									

RESULT STATISTICS FOR THE COLLEGE

	Total	Fresh	Esro	Boys	Girls	Division	%	Result WithHeld	Failure	
Appeared	55	55	0	34	21	I	0	By Office W/O	0	
Pass	27	27	0	17	10	II	0	At Tabulation W/T	0	
Pass-%	49.09	49.09	0.00	50.00	47.62	III	0	Unfair Means W/U	3	
								By Enroll No W/E	0	
								By ATKT No W/A	13	
									Deleted	0
									With Exemption	25

Subjectwise Statistice Of Appeared And Pass % Counts

AUDT Auditing: 34/55 61.82%, CPAS Computer Applicati: 53/55 96.36%, CSAC Cost Accounting: 32/55 58.18%, DTLW Direct Tax Laws: 38/55 69.09%, ENTR Entrepreneurship: 53/55 96.36%, MRM Marketing Managers: 43/55 78.18%, MNAC Management Account: 42/55 76.36%, PSMN Personnel Manager: 42/55 76.36%

(Pass = 27)



Penkar
PRINCIPAL
VIDYA BHARATI MAHABIDYALAYA
AMRAVATI

College Code & Name: 0 126 VidyaBharati Mahavidyalaya, Amravati

Roll No	Name of the Candidate	W/H	Sub1	Sub2	Sub3	Sub4	Sub5	Sub6	Sub7	Sub8	Sub9	Sub10	Sub11	Sub12	Mark Obt.	Aggr Total Result	Div
EnRoll No	Can Cat	Clg Med Sex	Remarks														
75322 09132419	KU TEJAL DIWAKARRAO GANESHPURE		3141	XMF 48	18	3142	XMF 47	18	3143	XMF 44	18	3144	XMF 14	16	340		FAIL
	101 0 126 E F		3145	XMF 46	19	3146	XMP 34	18									
			3147	AA													
Div Marks (1):- 342 / 600 (2):- 0 / 600 (3):- 0 / 600 (4):- 340 / 600 Total - 702 / 2400																	
75323 14126804	KU VAISHALI MANOHAR SHENDE		3141	53	18	3142	50	18	3143	53	18	3144	41	16	400		PASS
	101 0 126 E F		3145	51	19	3146	45	18									
			3147	A													
Div Marks (1):- 374 / 600 (2):- 385 / 600 (3):- 383 / 600 (4):- 400 / 600 Total - 1543 / 2400																	
75324 14126809	SACHIN MANOHARRAO UIRE		3141	XMF 50	18	3142	XMF 50	17	3143	XMF 48	18	3144	XMP 16	15	358		FAIL
	101 0 126 E M		3145	XMF 49	19	3146	XMF 40	18									
			3147	XMF A													
Div Marks (1):- 334 / 600 (2):- 371 / 600 (3):- 353 / 600 (4):- 358 / 600 Total - 1416 / 2400																	
75325 1083172	SEVAK BHASKAR PWARAIKAR		3141	XMP AA	20	3142	XMP AA	20	3143	XMP AA	20	3144	XMP AA	18	118		FAIL
	101 0 126 E M		3145	XMP AA	20	3146	XMP AA	20									
			3147	XMP O													
Div Marks (1):- 359 / 600 (2):- 389 / 600 (3):- 343 / 600 (4):- 118 / 600 Total - 1209 / 2400																	

RESULT STATISTICS FOR THE COLLEGE

	Total	Fresh	Exm	Boys	Girls	Division	%	Result Withheld	Failure
Appeared	25	25	0	5	20	I	15	By Office W/O	0
Pass	19	19	0	3	16	II	0	At Tabulation W/T	0
Pass-%	76.00	76.00	0.00	60.00	80.00	III	0	Unfair Means W/U	0
								By Enroll No W/E	0
								By AIKI No W/A	0
								Deleted	0
								With Exemption	0

Subjectwise Statistic Of Appeared And Pass % Counts

3141 Dynamics Of Human : 24/25 96.00%, 3142 Wage And Salary Ad: 24/25 96.00%, 3143 Employees Empowerm: 24/25 96.00%, 3144 Functional
3145 Corporate Planning: 23/25 92.00%, 3146 Human Resource Acc: 23/25 92.00%, 3147 Project (Grade): 24/25 96.00%



Penkar
PRINCIPAL
VIDYA BHARATI MAHAYIBYALAYA
AMRAVATI
VIDYA BHARATI MAHAYIBYALAYA
AMRAVATI

College Code & Name: 0 125 Vidya Bharati Mahavidyalaya, Amravati

Roll No	Name of the Candidate	W/H	Mark Obt.								Aggr Total Result	Div								
EnRoll No	Can	Car	Cls	Med	Sex	Remarks	Sub1	Sub2	Sub3	Sub4	Sub5	Sub6	Sub7	Sub8	Sub9	Sub10	Sub11	Sub12	Remarks	Out Of

RESULT STATISTICS FOR THE COLLEGE

	Total	Fresh	Exam	Boys	Girls	Division	%	Result WithHeld	Failure
Appeared	18	18	0	3	15	I	15	By Office W/O 0	Deleted 0
Pass	15	15	0	2	13	II	0	At Tabulation W/T 0	With Exemption 3
Pass-%	83.33	83.33	0.00	66.67	86.67	III	0	Unfair Means W/U 0	By Enroll No W/E 0
								By ATKT No W/A 0	

Subjectwise Statistic Of Appeared And Pass % Counts

1141Internet Technolog: 17/18 94.44%, 1142E-Commerce: 16/18 88.89%, 1143Elective (Data War: 17/18 94.44%, 1144Computer Laborator: 16/18 88.89%, 1145Project/Seminar: 15/18 83.33%



Penkar
PRINCIPAL
VIDYA BHARATI MAHABIDYALAYA
AMRAVATI

College Code & Name: 0 126 Vidhyasharti Mahavidyalaya, Amravati

Roll No	Name of the Candidate	W/E	Sub1	Sub2	Sub3	Sub4	Sub5	Sub6	Sub7	Sub8	Sub9	Sub10	Sub11	Sub12	Mark Obt	Aggr Total Result	Div	Remarks	
83831	SYED AMIRODDIN SYED		IDEC	XMF 33	20	CMAC	XMP 04	20	310									FAIL	
11126512	FAHIMODDIN		IDLA	XMF 33	20	CMSP	XMF 41	20											
	101 0 126 E M		IVMN	XMF 41	20	SAMN	XMF 33	20											
			EOLS	XMF B		BDPS	XMF 0												
ORG-INC - 5 REM-INC - 5																Div Marks (1):- 342 / 600	(2):- 317 / 600	(3):- 310 / 600	Total - 969 / 1800
83832	VAIBHAV DILIPRAO NINGHOT		IDEC	XMP 21	20	CMAC	XMP 15	19	271									FAIL	
13126575			IDLA	XMP 21	20	CMSP	XMP 32	19											
	101 0 126 E M		IVMN	XMF 40	20	SAMN	XMP 24	20											
			EOLS	XMF A		BDPS	XMF 0												
ORG-INC - 5 REM-INC - 5																Div Marks (1):- 329 / 600	(2):- 0 / 600	(3):- 271 / 600	Total - 600 / 1800

RESULT STATISTICS FOR THE COLLEGE

	Total	Fresh	Exam	Boys	Girls	Division	%	Result WithHeld	Failure
Appeared	44	44	0	26	18	I	4	By Office W/O	0
Pass	11	11	0	6	5	II	5	At Tabulation W/E	0
Pass-%	25.00	25.00	0.00	23.08	27.78	III	0	Unfair Means W/U	0
								By Enroll No W/E	0
								By AIKT No W/A	2
								Failure	33
								Delsted	0
								With Exemption	33

Subjectwise Statistic Of Appeared And Pass % Counts

BDPSE Business Data Proc: 44/44 100.00%, CMACC Company Account: 11/44 25.00%, CMSP Company Management: 42/44 95.45%, EOLSEconomic And Other: 44/44 100.00%, IDEC Indian Economics: 37/44 84.09%, IDLA Industrial Laws: 32/44 72.73%, IVMN Investment Management: 57/44 84.09%, SAMN Sales & Advertising: 35/44 81.82%



Penkar
PRINCIPAL
VIDYA BHARATI MAHAYBALAYA
AMRAVATI

5/18

MASTER IN COMPUTER APPLICATION THIRD YEAR SEMESTER : SECOND (CGS) SUMMER-2016

Tabulation Register

VIDYA BHARTI ARTS, COMMERCE & SCIENCE COLLEGE, AMRAVATI.

L5549-PROJECT and DISSERTATION	W/H Remarks	SGPA (VII SEM)	SGPA (VIII SEM)
		CGPA	Credit

2-11-16

RESULT STATISTICS FOR THE COLLEGE

Year	Total	Fresh	Exm	Boys	Girls	Division	Per(%)	Result WithHeld	With Exemption	Subjectwise Statistics Of Appeared And Pass %			
										Deleted	Failure	Counts	Pass %
2015-16	70	70	0	19	51		70	0	0	15549	70/70	100%	25
At Tabulation W/T	70	70		19	51								
Unfair Means W/U	100	100		100	100								
By Enroll No W/E													
For ATKT No W/A								40					
By Environ No W/G													



Penkar
PRINCIPAL
VIDYA BHARATI MAHAYITALAYA
AMRAVATI

College Code & Name: 0 125 Vidya Bharati Mahavidyalaya, Amravati

Roll No	Name of the Candidate	WPH	Mark Obt.	Aggr Total Result	Div								
EnRoll No	Can Cat	Med Sex	Remarks	Sub1 Sub2 Sub3 Sub4 Sub5 Sub6 Sub7 Sub8 Sub9 Sub10 Sub11 Sub12	Remarks	Out Of							
81228 13126438	DIPALI YUDHISHATHIR GULHANE			ETC PHY	XCLF 20 XCLF 34	20 20	48 48	MTH 15 15 10 15 243	15 15 31 15 280	243	280	FAIL	
81283 13126219	RADHICA MADHAVRAO KHEDELAR			CHE PHY	20 28	19 20	48 47	MTH 30 15 31 15 280	15 15 31 15 280	280	280	PASS	
Div Marks (1):- 497 / 900 (2):- 530* / 900 (3):- 0 / 450 (4):- 243 / 450 Total - 1270 / 2700 Div Marks (1):- 0 / 900 (2):- 0 / 900 (3):- 0 / 450 (4):- 280 / 450 Total - 280 / 2700													

RESULT STATISTICS FOR THE COLLEGE

	Total	Fresh	Exam	Boys	Girls	Division	%	Result WithHeld	Failure
Appeared	244	244	0	98	176	I	97	By Office W/O	0
Pass	170	170	0	47	123	II	9	At Institution W/E	0
Pass-%	69.67	69.67	0.00	48.12	69.89	III	0	Under Marks W/E	0
								By Exam No W/E	0
								By A/R No W/A	64
								Deleted	0
								With Exemption	71

Subjectwise Statistics Of Appeared And Pass % Counts

BOT Boly: 75/98 96.13%, CHE Chemistry: 131/138 80.50%, CPS Computer Science: 48/54 88.89%, CPV Computer Applicati: 22/43 52.38%, ETC Electronics (Inst: 38/36 91.67%, IV Industrial Chemist: 16/20 80.00%, MTH Mathematics: 97/110 88.18%, PHY Physics: 121/144 84.03%, ZOC Zoology: 58/80 72.50%

BSC III



Principal
VIDYA BHARATI MAHABIDYALAYA
AMRAVATI

College Code & Name: 0126 Vidya Bharati Arts, Commerce & Science College, Amravati

Roll No	Name of the Candidate	W/H	III Year	I Year	II Year	Aggr Total	Result	Div					
Enroll No	Gen	Cat	Clg	Med	Sex	Remarks	Sub1 Sub3 Sub5 Sub7 Sub9 Sub11	Sub2 Sub4 Sub6 Sub8 Sub10 Sub12	Remarks	Out Of			
42233 13103383 3869	VINAY MAHENDRA PARDHESI						ENG 17 CMA 41 BFC 30 BOE 50	15 28 29 29	SPE 20 BEM 29 IWW 27	15 29 28	409 380 411 1180	PASS	
ORG-INC - 3 REM-INC - 2													
42235 13126193 3890	VIPUL GHANSHYAM PINJARI						ENG XCMF 17 CMA XCMF 41 BFC XCMF 40 BOE XCMF 28	11 27 27 27	SPE XCMF 13 BEM XCMF 09 IWW XCMF 13	13 27 27	323 370 370	FAIL	
42236 13126194 3871	VIPUL VILAKUMAR SIRWANI						ENG 17 CMA 48 BFC 39 BOE 35	13 27 27 27	SPE 18 BEM 29 IWW 27	13 27 27	377 373 369	PASS	
42241 13303592 3912	YASHMUKESH GUPTA					W/A W/B	ENG 12 CMA 34 BFC 27 BOE 45	13 27 27 25	HIN 18 BEM 27 IWW 24	13 26 27	354 352 352	PASS	

RESULT STATISTICS FOR THE COLLEGE

	Total	Fresh	Enro	Boys	Girls	Division	%	Result	Unsuccessful	Failure	
Appeared	101	101	0	50	51	I	55	By Office W/O	0	Deleted	0
Pass	83	83	0	41	43	II	4	As Telsision W/T	0	With Exemption	17
Pass-%	82.18	82.18	0.00	82.00	82.15	III	0	Unfair Means W/U	1		
								By Enroll No W/E	0		
								By ATKT No W/A	15		

Subjectwise Statistic Of Appeared And Pass % Counts

BEM : 29/101 28.71%, BFC : 27/101 26.73%, CMA : 25/101 24.75%, ENG : 25/101 24.75%, BOE : 27/101 26.73%, HIN : 21/22 95.45%, IWW : 24/101 23.76%, MAR : 28/28 100.00%, SPE : 47/49 95.92%, URD : 2/2 100.00%



Penkar
PRINCIPAL
VIDYA BHARATI MANAVIBALAYA
AMRAVATI

College Code & Name: 0 135 Vidya Bharati Arts, Commerce & Science College, Amravati

Roll No	Name of the Candidate	W/E	III Year	I Year	II Year	Aggr Total Result	Remarks	Div							
EnRoll No.	Can Cat	Clg Med Sex	Remarks	Sub1	Sub2	Sub3	Sub4	Sub5	Sub6	Sub7	Sub8	Sub9	Sub10	Sub11	Sub12

RESULT STATISTICS FOR THE COLLEGE

	Total	Fresh	Exam	Boys	Girls	Division	%	Result Withheld	Failure
Appeared	80	80	0	35	45	I	8	By Office W/O 0	Deleted 0
Pass	38	38	0	17	21	II	17	At Tatulation W/T 0	With Exemption 42
Pass-%	47.50	47.50	0.00	48.57	46.67	III	0	Unfair Misera W/D 0	
								By Enroll No W/E 0	
								By ATKT No W/A 13	

Subjectwise Statistic Of Appeared And Pass % Counts

ECD : 18/17 94.12%, ELT : 12/30 40.00%, ENG : 65/80 82.50%, HIN : 1/1 100.00%, HIS : 36/43 83.72%, MAR : 74/79 93.67%,
 19/24 79.17%, SOC : 41/51 80.39%,
 TLT : 21/22 95.45%, POL : 36/53 67.92%, PST :

MTR

UKD

MTF



Penkar
 PRINCIPAL
 VIDYA BHARATI MAHAYIYALAYA
 AMRAVATI

College Code & Name: 0126 Vishvabharati Mahavidyalaya, Amravati

Roll No	Name of the Candidate		W/H		Subj					Mark Obt		Result																								
EnRoll No	Can	Cat/Ctg	Med	Sex	Remarks	Sub1	Sub2	Sub3	Sub4	Sub5	Sub6	Sub7	Sub8	Sub9	Sub10	Sub11	Sub12	Tot-Crds/Cgns/cg-Gr	Div	Remarks Cr_GIS Signs/Credit/Gr																
82047						2211	52	37	BC 7	2212	37	17	CD 3							PASS																
01112682	101	0126	E	M		2213	57	30	CC 6	2214	29	20	DD 4																							
						3007		80		AB 9	3008		91							AA 10	400															
													608		BC		I						642 26 BE													
82048						2211	55	37	BB 8	2212	49	17	BC 7							PASS																
						2213	51	30	BB 8	2214	44	20	BC 7																							
						3007		82		AA 10	3008		92							AA 10	458															
																							808 26 AB													

RESULT STATISTICS FOR THE COLLEGE

		Total	Fresh	Exam	Boys	Girls	Division	%	Result Withheld	Failure
Appeared		14	14	0	6	8	I	7	By Office W/O	0
Pass		14	14	0	6	8	II	0	At Test Station W/T	0
Pass-%		100.00	100.00	0.00	100.00	100.00	III	0	Unfair Means W/U	0
									By Enroll No W/E	0
									By ATKT No W/A	0

Subjectwise Statistic Of Appeared And Pass % Counts

2211: 14/14 100.00%, 2212: 14/14 100.00%, 2213: 14/14 100.00%, 2214: 14/14 100.00%, 3007: 14/14 100.00%, 3008: 14/14 100.00%



Pentkar
PRINCIPAL
VEDYA BHARATI MAHAYIBDALAYA
AMRAVATI

College Code & Name: 0126 Vidya Bharati Mahavidyalaya, Amravati

Roll No	Name of the Candidate	W/H	Mark Obt.	Result					
EnRoll No.	Can Cat/Clg	Med Ser	Remarks	Sub1 Sub3 Sub5 Sub7 Sub9 Sub11	Sub2 Sub4 Sub6 Sub8 Sub10 Sub12	Tot-Crct/Cgpa/cg-Gr	Div	Remarks Cr_GIS Sgpa/Credit/Gr	
81477 1112833	RAHUL TRILOKSINGH THAKUR			2871 XMP 30 19 DD 4 2874 XMP 12 19 F 0 3050 XMP 90 AA 10 3008 XMP	2872 XMP 03 20 2877 XMP 21 18 3008 XMP 91	F 0 F 0	FAIL 323 3.08 11	73503661 80	
0.00									
Div Marks (1):- 5.46/ 26/G-0 (2):- 0.00/ 26/G-0 (3):- 0.00/ 26/G-0 (4):- 3.08/ 11/G-0 (Min/Obt-Cr+Gts):- 104/ 89/ 89									
81478 10308233	SAGAR RAJESHWAR MEHASKE			2871 XMP 45 18 BC 7 2874 XMP 32 18 CD 5 3050 XMP 90 AA 10 3008 XMP	2872 XMP 18 18 2877 XMP 33 18 3008 XMP 90	F 0 CD 5	FAIL 380 5.58 21	73503661 80	
0.00									
Div Marks (1):- 5.93/ 26/G-0 (2):- 0.00/ 26/G-0 (3):- 0.00/ 26/G-0 (4):- 5.58/ 21/G-0 (Min/Obt-Cr+Gts):- 104/ 99/ 99									
81479 10712217	SHANTANU VIRENDRASINGH THAKUR			2871 XMP 36 19 CC 6 2874 XMP 30 19 DD 4 3050 XMP 92 AA 10 3008 XMP	2872 XMP 18 19 2877 XMP 13 19 3008 XMP 93	F 0 F 0	FAIL 358 4.23 16	73503661 80	
0.00									
Div Marks (1):- 0.00/ 26/G-0 (2):- 4.92/ 26/G-0 (3):- 0.00/ 26/G-0 (4):- 4.23/ 16/G-0 (Min/Obt-Cr+Gts):- 104/ 94/ 94									

RESULT STATISTICS FOR THE COLLEGE

Appared	Total	Fresh	Exam	Boys	Girls	Division	%	Result WithHeld	Failure
	21	21	0	6	15	I	5	By Office W/O	0
Pass	14	14	0	2	12	II	0	At Tabulation W/O	0
Pass-%	66.67	66.67	0.00	33.33	80.00	III	0	Unfair Means W/O	0
								By Enroll No W/E	0
								By AIKT No W/A	4
								With Exemption	7

Subjectwise Statistic Of Appeared And Pass % Counts

2871: 20/21 95.24%, 2872: 16/21 76.19%, 2874: 16/21 76.19%, 2877: 18/21 85.71%, 3008: 21/21 100.00%, 3050: 21/21 100.00%



Penkar
PRINCIPAL
VIDYA BHARATI MAHAYDALAYA
AMRAVATI

College Code & Name: 0 126 Vidya Bharati Mahavidyalaya, Amravati

Roll No	Name of the Candidate	W/H	Sub1	Sub2	Sub3	Sub4	Sub5	Sub6	Sub7	Sub8	Sub9	Sub10	Sub11	Sub12	Mark Ob.	Result
Enroll No.	Can Ctr/Ctg	Med Sex	Remarks	Sub1	Sub2	Sub3	Sub4	Sub5	Sub6	Sub7	Sub8	Sub9	Sub10	Sub11	Sub12	Remarks
														Total-Cred/Cgpa/Cg-Gr	Div	
21718	SAMEER SANJAY			2141	2142	2143	2144	2145	3007	3008	3009	3010	3011	3012	20	PASS
11118205	KRISHAN CHANDANI			2141	2142	2143	2144	2145	3007	3008	3009	3010	3011	3012	20	PASS
														97	AA 10	
														373	23 BC	
														6.93	BC	
														Div Marks (1)- 7.31/ 20/0-0 (2)- 7.88/ 20/0-0 (3)- 5.92/ 20/0-0 (4)- 6.73/ 20/0-0 (5)Div/Ob-Cred+Gns - 104/ 104/ 104		
21719	SATISH RAMESH KHIRATKAR			2141	2142	2143	2144	2145	3007	3008	3009	3010	3011	3012	20	PASS
11118208	W/A			2141	2142	2143	2144	2145	3007	3008	3009	3010	3011	3012	20	PASS
														97	AA 10	
														7.12	23 BB	
														6.81	BB	
														Div Marks (1)- 0.00/ 20/0-0 (2)- 7.21/ 20/0-0 (3)- 0.00/ 20/0-0 (4)- 7.12/ 20/0-0 (5)Div/Ob-Cred+Gns - 104/ 104/ 104		

RESULT STATISTICS FOR THE COLLEGE

	Total	Fresh	Exam	Boys	Girls	Division	%	Result Withheld	By Office W/O	By At Tabulation W/T	By Unfair Means W/U	By Enroll No W/E	By AIKT No W/A	Failures	Deleted	With Exemption
Appeared	25	25	0	7	18	I	11		0	0	0	0	4	0	0	10
Pass	15	15	0	4	11	II	0		0	0	0	0	0	0	0	0
Pass-%	60.00	60.00	0.00	57.14	61.11	III	0		0	0	0	0	0	0	0	0

Subjectwise Statistic Of Appeared And Pass % Counts

2141: 18/25 72.00%, 2142: 19/25 76.00%, 2143: 22/23 95.65%, 2144: 24/25 96.00%, 3007: 25/25 100.00%, 3008: 25/25 100.00%



Penkar
PRINCIPAL
VIDYA BHARATI MAHAVIDYALAYA
AMRAVATI

W/20-11

College Code & Name: 0126 Vidhyabharti Mahavidyalaya, Amravati

Roll No.	Name of the Candidate	WH	Mark Obt										Result	Remarks															
EnRoll No.	Can	Cat	Ctg	Med	Sex	Remarks	Sub1	Sub2	Sub3	Sub4	Sub5	Sub6	Sub7	Sub8	Sub9	Sub10	Sub11	Sub12	Grade/Credit/Gr	Div									
58836 12126749	SNEHAL ARUN KHAMANKAR						2081	34	13	30	24	CC	5	BC	7	2082	25	17	39	27	CD	5	AS	9	PASS				
							2083	23	17	36	23	CD	5	BB	8	2084	32				BC	7							
	113	0	126	E	F		2085	23	17	38	25	CD	5	BB	8	2086				64			AB	9	525				
																									647	22.5 BC			
																				7.11		BB			I				
																										Div Marks (1):- 7.18 / 25.50/G-0 (2):- 7.29 / 25.50/G-0 (3):- 7.44 / 24.00/G-0 (4):- 6.47 / 22.50/G-0			
58837 08126596	TARIQUE HABIB KHAN						2081	33	15	30	22	BC	7	BC	7	2082	27	17	36	22	CC	6	BB	8	PASS				
							2083	19	18	36	22	CD	5	BB	8	2084	31	17			BC	7							
	113	0	126	E	M		2085	22	17	35	25	CD	5	BB	8	2086				62			BB	8	508				
																										660	22.5 BC		
																											Div Marks (1):- 6.47* / 25.50/G-0 (2):- 6.71 / 25.50/G-0 (3):- 6.44 / 24.00/G-0 (4):- 6.60 / 22.50/G-0		
58838 14126762	VAIBHAV PANJARRAO TIDKE						2081	38	14	38	24	BC	7	BB	8	2082	34	19	44	29	BC	7	AA	10	PASS				
							2083	32	20	44	27	BC	7	AB	9	2084	46	19				AB	9						
	115	0	126	E	M		2085	36	19	43	28	BC	7	AB	9	2086				63			BB	8	617				
																											7.87	22.5 BB	
																											8.29	AB	
																											Div Marks (1):- 8.12 / 25.50/G-0 (2):- 8.76 / 25.50/G-0 (3):- 8.38 / 24.00/G-0 (4):- 7.87 / 22.50/G-0		
58839 12126751	VAISHNAVI RAMESH POKALE						2081	33	16	31	24	BC	7	BC	7	2082	40	17	39	25	BB	8	AB	9	PASS				
							2083	33	17	36	24	BC	7	BB	8	2084	38	17			BC	7							
	113	0	126	E	F		2085	34	17	38	25	BC	7	BB	8	2086				64			AB	9	568				
																												7.53	22.5 BB
																											7.77	BB	
																											Div Marks (1):- 7.35 / 25.50/G-0 (2):- 8.24 / 25.50/G-0 (3):- 7.94 / 24.00/G-0 (4):- 7.53 / 22.50/G-0		

RESULT STATISTICS FOR THE COLLEGE

	Total	Fresh	Exam	Boys	Girls	Division	%	Result WithHeld	Failure
Appeared	39	39	0	11	28	I	22	By Office W/O	0
Pass	39	39	0	11	28	II	0	As Tabulation W/T	0
Pass- %	100.00	100.00	0.00	100.00	100.00	III	0	Unfair Means W/U	0
								By Enroll No W/E	0
								By ATKT No W/A	3
								Delisted	0
								With Exemption	0

Subjectwise Statistics Of Appeared And Pass % Counts

2081: 39/39 100.00%, 2082: 39/39 100.00%, 2083: 39/39 100.00%, 2084: 39/39 100.00%, 2085: 39/39 100.00%, 2086: 39/39 100.00%



Penkar
PRINCIPAL
VIDYA BHARATI MAHAYIYALAYA
AMRAVATI

College Code & Name: 0126 Vidya Bharati Mahavidyalaya, Amravati

Roll No.	Name of the Candidate	WH	Mark Obt.	Result	Remarks	
EnRoll No.	Can. Cat/Clg.	Med. Ser.	Examination	Sub1 Sub3 Sub5 Sub7 Sub9 Sub11	Sub2 Sub4 Sub6 Sub8 Sub10 Sub12	Signs/Credit/Gr Div
39041 09120082	KU UNNATI VHA YRAO MALMEGH	3006	160 02 AB P	PASS		
	113 0126 E F			252 9.00 18.0AA I-D		
				8.18 AB		
				Div Marks (1)- 7.45 / 21.00G-0 (2)- 5.00 / 15.00G-0 (3)- 10.00 / 18.00G-0 (4)- 8.00 / 18.00G-0		
39042 14120076	SWAPNIL ASHOK BHALLARE	3006	135 80 BB S	PASS		
	313 0126 E M			215 8.00 18.0AB I-D		
				7.61 BB		
				Div Marks (1)- 7.19 / 21.00G-0 (2)- 5.50 / 15.00G-0 (3)- 9.50 / 18.00G-0 (4)- 8.00 / 18.00G-0		
39043 10120092	SWAPNIL KRUSHNARAO MAHALAN	3006	160 02 AB P	PASS		
	115 0126 E M			341 9.00 18.0AA I		
				7.19 BB		
				Div Marks (1)- 6.88 / 21.00G-0 (2)- 5.70 / 15.00G-0 (3)- 7.00 / 18.00G-0 (4)- 9.00 / 18.00G-0		

RESULT STATISTICS FOR THE COLLEGE

	Total	Present	Exam	Boys	Girls	Division	%	Result With Hold	Failure
Apparard	13	13	0	4	9	I	2	By Office W/O	0
Pass	13	13	0	4	9	II	0	At Tetulation W/T	0
Pass- W	100.00	100.00	0.00	100.00	100.00	III	0	Under Misant W/U	0
								By Enroll No W/E	0
								By ACME No W/A	0
								Deleted	0
								With Exemption	0

Subjectwise Statistia Of Apparard And Pass % Counts

3006 13/13 100.00%



Penkar
PRINCIPAL
VIDYA BHARATI MAHAYDALAYA
AMRAVATI

College Code & Name: 0 126 Vidyaasharti Mahavidyalaya, Amravati

Roll No	Name of the Candidate	WH	Mark Obt.	Result					
Enroll No	Can Cat/Ctg	Med Sex	Remarks	Sub1 Sub3 Sub5 Sub7 Sub9 Sub11	Sub2 Sub4 Sub6 Sub8 Sub10 Sub12	Tot-Cred/Cpa/ug-Gr	Div		
82217	ZUBAIR SHAH DAR S/O MOHD SHAH DAR								
101	0 126 E M			2951 35 2927 46 3007 99	CC 6 BC 7 AA 10 3008	25 35	20 20 58	DD 4 CC 6 AA 10	PASS 418
								6.73 26 BC	
								7.23 BR	I

Div Marks (I):- 7.50/ 26/G-0 (II):- 7.12/ 26/G-0 (III):- 7.58/ 26/G-0 (IV):- 6.73/ 26/G-0 (Div/Cat-Cpa/UG):- 104/ 104/104

RESULT STATISTICS FOR THE COLLEGE

	Total	Fresh	Even	Boys	Girls	Division	%	Result WithHeld	Failure
Appeared	19	19	0	9	10	I	10	By Office W/O	Deleted
Pass	16	16	0	7	9	II	0	At Tabulation W/O	With Exemption
Pass-%	84.21	84.21	0.00	77.78	90.00	III	0	Unfair Means W/O	
								By Enroll No W/O	
								By AIKT No W/A	3

Subjectwise Statistics Of Appeared And Pass % Counts

2951: 16/19 84.21%, 2952: 16/19 84.21%, 2927: 17/19 89.47%, 2958: 17/19 89.47%, 3007: 18/19 94.74%, 3008: 18/19 94.74%



Penkar
PRINCIPAL
VIDYA SHARATI MAHAYITALAYA
AMRAVATI

College Code & Name: 0 126 Vidya Bharati Arts, Commerce & Science College, Amravati.

Roll No	Name of the Candidate	W/H	Sub1	Sub2	Sub3	Sub4	Sub5	Sub6	Sub7	Sub8	Sub9	Sub10	Sub11	Sub12	Mark Obt.	Aggr Total Result	Div	Remarks
34254 13126631	SHRUTI SODHIR BAKSHI		1061	31	1062	48	1063	48	1064	33	1065	46	50	1066	50	359	PASS	I S.S. Bakshi
Div Marks (1):- 747 / 1000 (2):- 678 / 900 (3):- 325 / 450 (4):- 329 / 450 Total - 2119 / 2800																		
34256 13126676	SHUBHAM DIGAMBAR HATE		1061	31	1062	37	1063	33	1064	29	1065	32	50	1066	49	297	PASS	I
Div Marks (1):- 638 / 1000 (2):- 609 / 900 (3):- 310 / 450 (4):- 297 / 450 Total - 1874 / 2800																		
34261 13701908	SHUBHASHREE AVINASH DESHPANDE		1061	26	1062	43	1063	49	1064	26	1065	37	48	1066	49	328	PASS	I
Div Marks (1):- 697 / 1000 (2):- 640 / 900 (3):- 300 / 450 (4):- 328 / 450 Total - 1965 / 2800																		
34816	SHIVAM SATISH ZANAR	W/A	1061	37	1062	31	1063	30	1064	30	1065	31	50	1066	48	306	PASS	
Div Marks (1):- 0 / 1000 (2):- 0 / 900 (3):- 0 / 450 (4):- 306 / 450 Total - 306 / 2800																		

RESULT STATISTICS FOR THE COLLEGE

	Total	Fresh	Exm	Boys	Girls	Division	%	Result WithHeld	Failure
Appeared	86	88	0	47	41	I	42	By Office W/O	0
Pass	72	72	0	32	40	II	4	At Tabulation W/T	0
Pass- %	81.82	81.82	0.00	68.09	97.56	III	0	Unfair Means W/T	0
								By Enroll No W/E	0
								By ATKT No W/A	26
								Deleted	0
								With Exemption	15

Subjectwise Statistic Of Appeared And Pass % Counts

1061: 76/88 86.36%, 1062: 83/88 94.32%, 1063: 65/88 73.86%, 1064: 83/88 94.32%, 1065: 78/88 88.64%, 1066: 87/88 97.84%, 1067: 87/88 97.84%



Penkar
PRINCIPAL
VIDYA BHARATI MAHAVIDYALAYA
AMRAVATI



Vidya Bharati Shaikshanik Mandal, Amravati's

Vidya Bharati Mahavidyalaya, Amravati

**Affiliated to Sant Gadge Baba Amravati University, Amravati
Maharashtra**

NAAC Re-accredited with Grade "A"(CGPA 3.26-Second Cycle)
CPE Status (Third Time) by UGC,
Mentor College under Paramarsh Scheme by UGC
'Lead College' by S.G.B. Amravati University, Amravati
ISO Certification: 9001:2015 and 14001:2015

Website: vbmv.org

**Tabulation Register
Summer 2015**

College Code & Name: 0 126 VIDYABHARATI MAHAVIDYALAYA, AMRAVATI

Roll No	Name of the Candidate	W/H	Sub1	Sub2	Sub3	Sub4	Sub5	Sub6	Sub7	Sub8	Sub9	Sub10	Sub11	Sub12	Mark Cbt.	Result
EnRoll No	Can	Car	Ctg	Med	Sex	Remarks										Remarks
																Signs/Credit/Gr
																Div
34035 09101348	SUMEDH NANASAHEB ATHAWALE						7861	148	92					AA 10		PASS
	126	0	126	E	M	W/A										240
																10.00 25
															1.48	
																Div Marks (1):- 5.08* / 25/G-0 (2):- 1.80 / 25/G-0 (3):- 0.00 / 25/G-0 (4):- 0.00 / 25/G-0 (5):- 0.00 / 25/G-0 (6):- 10.00 / 25/G-0
34037 12126815	SURAJ SAHEBRAO BHAGAT						7861	145	97					AA 10		PASS
	126	0	126	E	M	W/A										242
																10.00 25
															5.44	
																Div Marks (1):- 6.16 / 25/G-0 (2):- 5.64* / 25/G-0 (3):- 5.32 / 25/G-0 (4):- 0.00 / 25/G-0 (5):- 5.52 / 25/G-0 (6):- 10.00 / 25/G-0
34038 12126817	TAHVEER KHAN AHMED KHAN						7861	147	96					AA 10		PASS
	126	0	126	E	M											243
																10.00 25
															7.04	I
																Div Marks (1):- 7.52 / 25/G-0 (2):- 6.64 / 25/G-0 (3):- 3.76* / 25/G-0 (4):- 6.48 / 25/G-0 (5):- 5.84 / 25/G-0 (6):- 10.00 / 25/G-0
34039 12126816	VAIBHAV ASHOK ALONE						7861	146	95					AA 10		PASS
	126	0	126	E	M	W/A										243
																10.00 25
															3.53	
																Div Marks (1):- 3.03* / 25/G-0 (2):- 5.52* / 25/G-0 (3):- 0.00 / 25/G-0 (4):- 0.00 / 25/G-0 (5):- 0.00 / 25/G-0 (6):- 10.00 / 25/G-0

RESULT STATISTICS FOR THE COLLEGE

	Total	Fresh	Exam	Boys	Girls	Division	%	Result WithHeld	Failure
Appeared	69	69	0	26	43	I	34	By Office W/O	0
Pass	69	69	0	26	43	II	0	At Tabulation W/T	0
Pass- %	100.00	100.00	0.00	100.00	100.00	III	0	Unfair Means W/U	0
								By Enroll No W/E	0
								By ATXI No W/A	35
								Failure	0
								Deleted	0
								With Exemption	0

Subjectwise Statistic Of Appeared And Pass % Counts

7861: GMCA1 Project & Disc/CGP 100.00%,

7861:GMCA1 Project & DI



Penkar
PRINCIPAL
VIDYA BHARATI MAHAVIDYALAYA
AMRAVATI

Institution Code & Name: 0 126 Vidhyabharti Mahavidyalaya, Amravati


EnRoll No	Name of the Candidate	W/H	Sub1	Sub2	Sub3	Sub4	Sub5	Sub6	Sub7	Sub8	Sub9	Sub10	Sub11	Sub12	Mark Obt	Aggr Total Result	Div	Remarks	Out Of
-----------	-----------------------	-----	------	------	------	------	------	------	------	------	------	-------	-------	-------	----------	-------------------	-----	---------	--------

RESULT STATISTICS FOR THE COLLEGE

	Total	Fresh	Exm	Boys	Girls	Division	%	Result WithHeld	Failure
Appeared	18	18	0	6	12	I	5	By Office W/O 0	Deleted 0
Pass	5	5	0	0	5	II	0	At Tabulation W/T 0	With Exemption 13
Pass-%	27.78	27.78	0.00	0.00	41.67	III	0	Unfair Means W/U 0	
								By Enroll No W/E 0	
								By ATKT No W/A 0	

Subjectwise Statistice Of Appeared And Pass % Counts

COPN Corporate Planning: 18/18 100.00%, DSTADissertation - (GR: 17/18 94.44%, LBLELabour Legislation: 6/18 33.33%, RIDPRegulation Of Indr: 16/18 88.89%, TUCBTrade Unionism & C: 16/18 88.89%, WSADWage And Salary Ad: 7/18 38.89%



Penkar
PRINCIPAL
VIDYA BHARATI MAHAYIBYALAYA
AMRAVATI

College Code & Name: 0126 Vidhyabharti Mahavidyalaya, Amravati

Roll No.	Name of the Candidate	W/H	Mark Ob.										Aggr Total	Div										
EnRoll No.	Can Cat	Clg	Med	Sex	Remarks	Sub1	Sub2	Sub3	Sub4	Sub5	Sub6	Sub7	Sub8	Sub9	Sub10	Sub11	Sub12	Result	Div					
83870	VIPRA AJAYPAL UPADHYAY					IDEC	XMF 41											CMAC	XMF 24	17	332			
12126645	101 0126 E F					IDLA	XMF 41											CMSP	XMF 41	19			FAIL	
						IVMN	XMF 36											SAMN	XMF 37	19				
						BOLS	XMF A											BDPS	XMF 0					

Div Marks (1) - 357 / 600 (2) - 0 / 600 (3) - 322 / 600 Total - 689 / 1800

RESULT STATISTICS FOR THE COLLEGE

	Total	Fresh	Exm	Boys	Girls	Division	%	Result WithHeld	Failure
Appeared	57	57	0	27	30	I	7	By Office W/O	0
Pass	26	26	0	12	14	II	2	At Tabulation W/T	1
Pass-%	45.61	45.61	0.00	44.44	46.67	III	0	Unfair Means W/U	0
								By Enroll No W/E	0
								By ATKT No W/A	17

Subjectwise Statistics Of Appeared And Pass % Counts

BDPS Business Data Proc: 56/57 98.25%, CMAC Company Account: 39/57 68.42%, CMSP Company Management: 47/57 82.46%, BOLS Economic And Other: 56/57 98.25%, IDEC Indian Economics: 33/57 57.89%, IDLA Industrial Laws: 52/57 91.23%, IVMN Investment Management: 49/57 85.96%, SAMN Sales & Advertisement: 40/57 70.18%



Penkar
PRINCIPAL
VIDYA BHARATI MAHABIDYALAYA
AMRAVATI

College Code & Name: 0 126 Vidhyashanti Mahavidyalaya, Amravati

Roll No.	Name of the Candidate	W/H					Mark Obt.	Aggr. Total	Div									
EnRoll No.	Gen	Cat	Clg	Med	Sex	Remarks	Sub1 Sub3 Sub5 Sub7 Sub9 Sub11	Sub2 Sub4 Sub6 Sub8 Sub10 Sub12	Result	Remarks	Out Of							
74322 10126357	KU PRIYANKA LAXMAN MANOJA						1141 1143 1145	XMP 24 XMF 55 XMF	19 19 87			1142 1144	XMF 56 XMF	19 48	49	469	FAIL	PLARGHAM ANDJA 93726810312
74323	KU SHITAL DIWAKARRAO TIDKE						1141 1143 1145	38 56	20 20 88			1142 1144	64	20 49	50	501	PASS	I
74324 1312676	LALIT HIRALAL CHAUHAN						1141 1143 1145	43 57	19 19 88			1142 1144	52	19 48	49	487	PASS	I
74325 09126173	MOHD AZHARUDDIN MOHD TAMIZUDDIN						1141 1143 1145	48 43	19 19 85			1142 1144	32	19 47	48	451	PASS	I
Div Marks (1):- 406 / 600 (2):- 447 / 600 (3):- 418 / 600 (4):- 469 / 600 Total - 1740 / 2400 Div Marks (1):- 384 / 600 (2):- 400 / 600 (3):- 450 / 600 (4):- 501 / 600 Total - 1735 / 2400 Div Marks (1):- 373 / 600 (2):- 423 / 600 (3):- 390 / 600 (4):- 487 / 600 Total - 1673 / 2400 Div Marks (1):- 364 / 600 (2):- 376 / 600 (3):- 379 / 600 (4):- 451 / 600 Total - 1570 / 2400																		

RESULT STATISTICS FOR THE COLLEGE

	Total	Fresh	Exm	Boys	Girls	Division	%	Result WithHeld	Failure
Appeared	13	13	0	3	10	I	8	By Office W/O	Deleted
Pass	8	8	0	3	5	II	0	At Tabulation W/T	With Exemption
Pass-%	61.54	61.54	0.00	100.00	50.00	III	0	Unfair Means W/U	
								By Enroll No W/E	
								By ATKT No W/A	

Subjectwise Statistic Of Appeared And Pass % Counts

1141Internet Technolog: 8/13 61.54%, 1142E-Commerce: 11/13 84.62%, 1143Elective (Data War: 12/13 92.31%, 1144Computer Laborator: 12/13 92.31%, 1145Project/Seminar: 12/13 92.31%,



Penkar
PRINCIPAL
VIDYA BHARATI MAHAVIDYALAYA
AMRAVATI

College Code & Name: 0 126 Vidhyabharti Mahavidyalaya, Amravati

Roll No.	Name of the Candidate	W/H	Mark Obt.						Result															
EnRoll No.	Gen	Cat	Ctg	Med	Sex	Remarks	Sub1	Sub2	Sub3	Sub4	Sub5	Sub6	Sub7	Sub8	Sub9	Sub10	Sub11	Sub12	Tot-Crdt/Cgpa/cg-Gr	Div	Remarks	Cr_GIS	Sgpa/Credit/Gr	
87881	VIRENDRA RAJENDRA AUGUSTINE						1431	38	29	BC 7	1442	37	29	BC 7								PASS		
0880432						W/A	1443	46	30	BB 8	1444	49	30	BB 8										
	110	0	126	E	M		1445	48	29	BB 8	1446	46	30	BB 8									514	
							1447	43	30	BB 8	1438			AA 10								8.00	32	AB
																				5.94	CC			
																				Div Marks (1):- 7.63 / 32/G-0	(2):- 7.38* / 32/G-0	(3):- 0.00 / 28/G-0	(4):- 8.00 / 32/G-0	
68181	VISHAL ARUNRAO RAUT						1431	35	26	BC 7	1442	36	27	BC 7								PASS		
							1443	33	*2	BC 7	1444	43	26	BC 7								VON No 18 0/2001		
	110	0	126	E	M		1445	40	29	BC 7	1446	43	28	BB 8								48		
							1447	40	28	BC 7	1438			AB 9								7.38	32	BB
																				7.34	BB		I	
																				Div Marks (1):- 7.88 / 32/G-0	(2):- 7.25* / 32/G-0	(3):- 6.86* / 28/G-0	(4):- 7.38 / 32/G-0	

RESULT STATISTICS FOR THE COLLEGE

	Total	Fresh	Exam	Boys	Girls	Division	%	Result WithHeld	Failure
Appeared	32	32	0	18	14	I	13	By Office W/O	0
Pass	21	21	0	11	10	II	0	At Tabulation W/T	0
Pass- %	65.63	65.63	0.00	61.11	71.43	III	0	Unfair Means W/U	0
								By Enroll No W/E	0
								By ATKT No W/A	1
								Deleted	0
								With Exemption	11

Subjectwise Statistic Of Appeared And Pass % Counts

1431: 30/32 93.75%, 1432: 15/15 100.00%, 1433: 15/15 100.00%, 1434: 12/13 92.31%, 1435: 14/15 93.33%, 1436: 13/13 100.00%, 1437: 15/15 100.00%, 1438: 32/32 100.00%, 1442: 6/10 60.00%, 1443: 4/10 40.00%, 1444: 10/10 100.00%, 1445: 10/10 100.00%, 1446: 9/10 90.00%, 1447: 10/10 100.00%, 1452: 6/7 85.71%, 1453: 7/7 100.00%, 1454: 7/7 100.00%, 1455: 7/7 100.00%, 1456: 7/7 100.00%, 1457: 7/7 100.00%



Penkar
PRINCIPAL
VIDYA BHARATI MAHABIDYALAYA
AMRAVATI

College Code & Name: 0 126 Vidya Bharti Arts, Commerce & Science College, Amravati

Roll No	Name of the Candidate	W/H				III Year	I Year	II Year	App T. Std	Remarks																
EnRoll No	Can	Cat	Clg	Med	Sex	Remarks	Sub1	Sub2	Sub3	Sub4	Sub5	Sub6	Sub7	Sub8	Sub9	Sub10	Sub11	Sub12	App T. Std	Remarks						
40623 12126126	PAYAL REWACHAND BAJAJ						ENG	XMP 02	15	SPE	XMP 12	15	BEM	XMP 11	29	BFC	XMP 43	28	BOE	XMP 29	30	309	365	365	FAIL	
	118	0 126	E	F			CMA	XMP 30	28	IWW	XMP 09	28														
40629 12126193	PRASANNA PRAMOD GULHANE						ENG	XMP 05	14	MAR	XMP 21	14	BEM	XMP 21	26	BFC	XMP 39	29	BOE	XMP 39	28	330	304	304	FAIL	
	118	0 126	E	M			CMA	XMP 31	29	IWW	XMP 09	29														
ORG-INC - 3 REM-INC - 0																										
40840 12126195	RAHUL MAHESH HEMNANI						ENG	XMP 04	14	HIN	XMP 22	08	BEM	XMP 21	26	BFC	XMP 24	28	BOE	XMP 30	27	332	334	334	FAIL	
	118	0 126	E	M			CMA	XMP 36	28	IWW	XMP 24	28														

RESULT STATISTICS FOR THE COLLEGE

	Total	Fresh	Exam	Boys	Girls	Division	%	Result Withheld	Failure
Appeared	115	115	0	53	62	I	73	By Office W/O - 0	Delensd 0
Pass	92	92	0	36	52	II	1	At Tabulation W/T 0	With Exemption 27
Pass-%	76.52	76.52	0.00	57.92	83.87	III	0	Unfair Means W/U 0	
								By Enroll No W/E 0	
								By ATKT No W/A - 14	

Subjectwise Statistics Of Appeared And Pass % Counts

BEM : 110/115 95.65%, BFC : 102/115 88.70%, CMA : 104/115 90.43%, ENG : 101/115 87.83%, BOE : 113/115 98.22%, HIN : 24/26 92.31%, IWW : 104/115 90.43%, MAR : 21/32 65.62%, SPE : 54/56 96.43%, URD : 0/1 0.00%



Penkar
PRINCIPAL
VIDYA BHARTI MAHABHYALAYA
AMRAVATI

College Code & Name: 0 126 Vidya Bharati Arts, Commerce & Science College, Amravati

Roll No	Name of the Candidate	W/H	III Year	I Year	II Year	Aggr Total	Remarks
EnRoll No	Can Cat/Clg	Med Sex	Remarks	Sub1	Sub2	Sub3	Sub4
				Sub5	Sub6	Sub7	Sub8
				Sub9	Sub10	Sub11	Sub12

RESULT STATISTICS FOR THE COLLEGE

	Total	Fresh	Exam	Boys	Girls	Division	%	Result WithHeld	Future
Appeared	72	72	0	26	46	I	15	By Office W/O	0
Pass	35	35	0	8	27	II	12	At Tabulation W/T	0
Pass- %	48.61	48.61	0.00	30.77	58.70	III	0	Unfair Means W/U	0
								By Enroll No W/E	0
								By A.T.K.I No W/A	8

Subjectwise Statistics Of Appeared And Pass % Counts

ECC : 17/18 94.44%, HLT : 13/16 81.25%, ENG : 42/72 58.33%, HIN : 4/4 100.00%, HIS : 31/37 83.78%, MAR : 52/68 91.18%, MLT : 23/28 82.14%, POL : 31/48 64.58%, PSY : 16/20 80.00%, SOC : 41/49 83.67%



Penkar
PRINCIPAL
VIDYA BHARATI MAHABIDYALAYA
AMRAVATI

College Code & Name: 0126 Vidhyabharti Mahavidyalaya, Amravati

Roll No.	Name of the Candidate		W/E									Mark Obt.	Aggr Total	Div						
EnRoll No.	Can	Car	Clg	Med	Sex	Remarks	Sub1	Sub2	Sub3	Sub4	Sub5	Sub6	Sub7	Sub8	Sub9	Sub10	Sub11	Sub12	Remarks	Out Of

RESULT STATISTICS FOR THE COLLEGE

	Total	Fresh	Exam	Boys	Girls	Division	%	Result WithHeld	Failure
Appeared	208	208	0	75	133	I	68	By Office W/O	0
Pass	130	130	0	43	87	II	2	At Tabulation W/T	0
Pass-%	62.50	62.50	0.00	57.33	65.41	III	0	Unfair Means W/T	0
								By Enroll No W/E	0
								By AISEE No W/A	60
								Deleted	0
								With Exemption	77

Subjectwise Statistics Of Appeared And Pass % Counts

BOT Botany: 39/57 66.67%, CHE Chemistry: 86/137 62.77%, CPS Computer Science: 44/53 83.02%, CPV Computer Applicati: 18/32 56.25%, ETC Electronics (Inst: 23/38 60.53%, ICV Industrial Chemist: 8/12 66.67%, MTH Mathematics: 90/101 89.11%, PHY Physics: 108/133 81.20%, ZOO Zoology: 47/61 77.05%,



Penkar
PRINCIPAL
VIDYA BHARATI MAHABIDYALAYA
AMRAVATI

College Code & Name: 2 126 Ex Student, Amravati

Roll No	Name of the Candidate	W/H									Mark Obt.	Aggr Total	Div								
EnRoll No.	Gen	Cat	Clg	Msd	Sex	Remarks	Sub1	Sub2	Sub3	Sub4	Sub5	Sub6	Sub7	Sub8	Sub9	Sub10	Sub11	Sub12	Result	Remarks	Out Of
43111	YOGITA PRABHAKARRAO						FLIS	41				LMNT F	50						590		
03102130	NIMBHORKAR						KOIP	29	**6			ACAL	40						274	PASS	II
	120 2 126 M F XMP						ISSR F	56				LISD F	52							V.O.No.18 Of 2001	
							PRAA F			90		PRAF F									
							PRAH F			80		PRAD F									
							PRAE F			73											

Div Marks (I):- 590/ 1000 Total - 590/ 1000

RESULT STATISTICS FOR THE COLLEGE

	Total	Fresh	Exam	Boys	Girls	Division	%	Result With/Field	Failure
Appeared	1	0	1	0	1	I	0	By Office W/O	0
Pass	1	0	1	0	1	II	1	At Tabulation W/T	0
Pass- %	100.00	0.00	100.00	0.00	100.00	III	0	Unfair Means W/U	0
								By Enroll No W/E	0
								By ATKT No W/A	0
								With Exemption	0

Subjectwise Statistic Of Appeared And Pass % Counts

ACALAdvanced Computer : 1/1 100.00%, FLISFoundation Of Libr: 1/1 100.00%, ISSRInformation Source: 0/1 0.00%, KOIPKnowledge Organiza: 1/1 100.00%, LISDLibrary Skill
Devs: 0/1 0.00%, LMNTLibrary Management: 0/1 0.00%, PRAAPractical Test In : 0/1 0.00%, PRADViva-Voce In Infor: 0/1 0.00%, PRAETermWork(Classi.,C: 0/1 0.00%,
PRAFPPractical Test In : 0/1 0.00%, PRAHPract. Test In Adv: 0/1 0.00%,



Penkar
PRINCIPAL
MOYA BHARATI MAHABIDYALAYA
AMRAVATI

College Code & Name: 0 126 Vidhyabharti Mahavidyalaya, Amravati


Roll No.	Name of the Candidate				W/H							Mark Obt.	Aggr Total								
EnRoll No.	Gen.	Cat.	Clg	Med	Sex	Remarks	Sub1	Sub2	Sub3	Sub4	Sub5	Sub6	Sub7	Sub8	Sub9	Sub10	Sub11	Sub12	Remarks	Div	Out Of

RESULT STATISTICS FOR THE COLLEGE

	Total	Fresh	Exm	Boys	Girls	Division	%	Result	W/Held	Failure	
Appeared	11	11	0	6	5	I	1	By Office/O	0	Deleted	0
Pass	4	4	0	2	2	II	1	At Tabula W/T	0	With Exemption	7
Pass-%	36.36	36.36	0.00	33.33	40.00	III	0	Unfair Ans W/U	0		
								By Enrol W/E	0		
								By ATRo W/A	0		

Subjectwise Statistics Of Appeared And Pass % Counts

ALIS Agricultural Librs: 5/11 45.45%, IARC Information Anlys: 6/11 54.55%, ICMM Information & Comm: 3/11 27.27%, LNDL Library Networks &: 4/11 36.36%,
MLMCM Marketing Of Lib &: 6/11 54.55%, PRBCVIVs-Voce: 11/11 100.00%, PRBD Project Work: 11/11 100.00%, PREH Library Networks &: 11/11 100.00%, RMST Research
Methods &: 5/11 45.45%,



Penkar
PRINCIPAL
VIDYA BHARATI MAHABIDYALAYA
AMRAVATI

College Code & Name: 0 126 Vidhyabharti Mahavidyalaya, Amravati

Roll No.	Name of the Candidate	W/H	Mark Obt												Result								
EnRoll No	Can Cat	Clg	Med	Sex	Remarks	Sub1	Sub2	Sub3	Sub4	Sub5	Sub6	Sub7	Sub8	Sub9	Sub10	Sub11	Sub12	Tot-Crdt/Cgpa/cg-Gr	Div	Remarks	Cr_GIS	Sgpa/Credit/Gr	
81390	ROUF AHMAD BHAT S/O AB RASHID					2951	39	20	CC 6	2952	39	20	CC 6					20	CC 6				
13126773	BHAT					2957	69	20	AB 9	2958	48	20	BC 7					20	BC 7				
	126 0 126 E M					3007		99		AA 10	3008							99	AA 10				
																			7.79	BE	I-D		

Handwritten: Inward Mark 28/07/2015


Div Marks (1):- 7.69 / 26/G-0 (2):- 8.08 / 26/G-0 (3):- 7.69 / 26/G-0 (4):- 7.69 / 26/G-0 (Min/Obt-Cr+GIS):- 104 / 104 / 104

RESULT STATISTICS FOR THE COLLEGE

	Total	Fresh	Exam	Boys	Girls	Division	%	Result WithHeld	Failure
Appeared	13	13	0	6	7	I	7	By Office W/O	0
Pass	12	12	0	5	7	II	0	At Tabulation W/T	0
Pass-%	92.31	92.31	0.00	83.33	100.00	III	0	Unfair Means W/U	0
								By Enroll No W/E	0
								By ATKT No W/A	1
								Deleted	0
								With Exemption	1

Subjectwise Statistic Of Appeared And Pass % Counts

2951: 12/13 92.31%, 2952: 12/13 92.31%, 2957: 13/13 100.00%, 2958: 13/13 100.00%, 3007: 13/13 100.00%, 3008: 13/13 100.00%



Handwritten Signature: Penkar
PRINCIPAL
VIDYA BHARATI MAHAVIDYALAYA
AMRAVATI

College Code & Name: 0 126 Vidhyabharti Mahavidyalaya, Amravati


Roll No.	Name of the Candidate	W/H	Mark Obt.	Result
EnRoll No.	Can. Cat/Clg	Med Sex	Remarks	Remarks
			Sub1	Sub2
			Sub3	Sub4
			Sub5	Sub6
			Sub7	Sub8
			Sub9	Sub10
			Sub11	Sub12
				Tex-Cred/Cgpa/cg-Gr
				Div

RESULT STATISTICS FOR THE COLLEGE

	Total	Fresh	Exam	Boys	Girls	Division	%	Result WithHeld	Failure
Appeared	11	11	0	1	10	I	6	By Office W/O	Deleted
Pass	9	9	0	1	8	II	0	At Tabulation W/T	With Exemption
Pass-%	81.82	81.82	0.00	100.00	80.00	III	0	Unfair Means W/U	
								By Enroll No W/E	
								By ATKT No W/A	

Subjectwise Statistice Of Appeared And Pass % Counts

2211: 10/11 90.91%, 2212: 10/11 90.91%, 2213: 11/11 100.00%, 2214: 9/11 81.82%, 3007: 11/11 100.00%, 3008: 11/11 100.00%



Penkar
PRINCIPAL
VIDYA BHARATI MAHAVIDYALAYA
AMRAVATI

College Code & Name: 0 125 Vidhyashanti Mahavidyalaya, Amravati

Roll No.	Name of the Candidate	W/H	Mark Ob.	Result				
EnRoll No.	Gen Cat/Ctg	Med Sex	Remarks	Remarks				
			Sub1 Sub3 Sub5 Sub7 Sub9 Sub11	Sub2 Sub4 Sub6 Sub8 Sub10 Sub12				
				Gr_GIS Sgs/Credit/Gr Div				
80776 1040182	YASIR AHMAD ARID KHAN		2871 42 17 2874 32 16 3050 85	2872 24 2877 28 3008	17 18 75	DD 4 DD 4	PASS BB 8 5.42 26 CD 3.72 CC HIGHER-II	
Div Marks (1)- 6.31 / 26/G-0 (2)- 5.62 / 26/G-0 (3)- 1.54 / 26/G-0 (4)- 5.42 / 26/G-0 (Min/Obt-Crr+GIS) - 104 / 104/104								
80828 101269	KU PRIYA SANJAY SAINI		2871 47 20 2874 34 20 3050 98	2872 48 2877 53 3008	20 20 95	BC 7 AB 9	PASS AA 10 7.69 26 EB 7.55 EB I-D	
Div Marks (1)- 7.69 / 26/G-0 (2)- 8.08 / 26/G-0 (3)- 7.12 / 26/G-0 (4)- 7.69 / 26/G-0 (Min/Obt-Crr+GIS) - 104 / 104/104								

RESULT STATISTICS FOR THE COLLEGE

	Total	Fresh	Exrn	Boys	Girls	Division	%	Result With/Held	Failure
Appeared	26	26	0	10	16	I	1	By Office W/O 0	Deleted 0
Pass	10	10	0	3	7	II	0	At Tabulation W/T 0	With Exemption 16
Pass-%	38.46	38.46	0.00	30.00	43.75	III	0	Unfair Means W/O 0	
								By Enroll No W/E 0	
								By ATXT No W/A 3	

Subjectwise Statistics Of Appeared And Pass % Counts

2871: 26/26 100.00%, 2872: 16/26 61.54%, 2874: 13/26 50.00%, 2877: 19/26 73.08%, 3008: 26/26 100.00%, 3050: 26/26 100.00%



Penkar
PRINCIPAL
VIDYA BHARATI MAHAVIDYALAYA
AMRAVATI

College Code & Name: 0 125 Vidhyabharti Mahavidyalaya, Amravati

Roll No	Name of the Candidate	W/H	Mark Obt										Aggr Total	Div					
EnRoll No	Can. Cat. Clg. Med. Sex	Remarks	Sub1	Sub2	Sub3	Sub4	Sub5	Sub6	Sub7	Sub8	Sub9	Sub10	Sub11	Sub12	Result	Remarks			
58519 10126676	PRINCIKA SHANKAR WASKAR		QAIT 28	HOCT 25	CTOT 33	PCUT 23	PDCT 54	HOCT 53	PCUT 47	OMCT 26	HOCT 15	PCUT 17	OMCT 16	HOCT 63	PCUT 62	OMCT 25	807	PASS	I
110	0 126 E F																	V.O.No.18 Of 2001	
Div Marks (1):- 795 / 1100 (2):- 741 / 1100 (3):- 760 / 1100 (4):- 807 / 1100 Total - 3103 / 4400																			
58520 10126691	RAJESH GANESHPRASAD GUPTA		QAIT 25	HOCT 23	CTOT 51	PCUT 20	PDCT 52	HOCT 38	PCUT 38	OMCT 41	HOCT 14	PCUT 15	OMCT 16	HOCT 62	PCUT 62	OMCT 23	758	PASS	I
110	0 126 E M																	V.O.No.18 Of 2001	
Div Marks (1):- 781 / 1100 (2):- 747 / 1100 (3):- 736 / 1100 (4):- 758 / 1100 Total - 3022 / 4400																			
58521 11126641	SANTOSH DEVRAO BANSODE		QAIT XMP 32	HOCT 23	CTOT XMF 45	PCUT 21	PDCT XMF 45	XMP 33	XMP 28	XMF 32	HOCT 14	PCUT 15	OMCT 15	HOCT 62	PCUT 61	OMCT 23	744	FAIL	
110	0 126 E M																		
Div Marks (1):- 732 / 1100 (2):- 730 / 1100 (3):- 727 / 1100 (4):- 744 / 1100 Total - 2933 / 4400																			
58522 10126687	TRIAL BHIMRAO TAYDE		QAIT 29	HOCT 24	CTOT 47	PCUT 19	PDCT 56	HOCT 45	PCUT 35	OMCT 26	HOCT 13	PCUT 16	OMCT 17	HOCT 62	PCUT 62	OMCT 25	771	PASS	I
110	0 126 E F																	V.O.No.18 Of 2001	
Div Marks (1):- 754 / 1100 (2):- 770 / 1100 (3):- 701 / 1100 (4):- 771 / 1100 Total - 2996 / 4400																			
58523 11126635	TEJASWI DILIP SAKHARE		QAIT 33	HOCT 26	CTOT 58	PCUT 24	PDCT 54	HOCT 55	PCUT 48	OMCT 25	HOCT 16	PCUT 17	OMCT 17	HOCT 65	PCUT 65	OMCT 25	835	PASS	I
110	0 126 E F																		
Div Marks (1):- 762 / 1100 (2):- 793 / 1100 (3):- 813 / 1100 (4):- 835 / 1100 Total - 3203 / 4400																			
58524 11126645	VAIBHAV RUDRAPRA AITWAR		QAIT XMP 28	HOCT 23	CTOT XMP 30	PCUT 20	PDCT XMF 50	XMP 30	XMP 06	XMF 36	HOCT 12	PCUT 15	OMCT 14	HOCT 61	PCUT 60	OMCT 22	670	FAIL	
110	0 126 E M																		
Div Marks (1):- 706 / 1100 (2):- 708 / 1100 (3):- 651 / 1100 (4):- 670 / 1100 Total - 2735 / 4400																			

RESULT STATISTICS FOR THE COLLEGE

	Total	Fresh	Emm.	Boys	Girls	Division	%	Result WithHeld	Failure
Appeared	24	24	0	5	19	I	19	By Office W/O	0
Pass	21	21	0	3	18	II	0	At Tabulation W/T	0
Pass- %	87.50	87.50	0.00	60.00	94.74	III	0	Unfair Means W/U	0
								By Enroll No W/E	0
								By AICTE No W/A	2

Subjectwise Statistic Of Appeared And Pass % Counts

CTOT: 23/24 95.83%, HOCT: 22/24 91.67%, OMCT: 24/24 100.00%, PCUT: 21/24 87.50%, PDCT: 24/24 100.00%, QAIT: 21/24 87.50%



Penkar
PRINCIPAL
VIDYA BHARATI MAHABIDYALAYA
AMRAVATI

20.11.15
095885996
Saibhore

College Code & Name: 0126 Vidhyabharti Mahavidyalaya, Amravati


Roll No.	Name of the Candidate	W/H	Mark Obt.										Result							
Enroll No.	Can Cat	Clg	Med	Sex	Remarks	Sub1	Sub2	Sub3	Sub4	Sub5	Sub6	Sub7	Sub8	Sub9	Sub10	Sub11	Sub12	Remarks	Sgs/Credit/Gr	Div

RESULT STATISTICS FOR THE COLLEGE

	Total	Fresh	Exam	Boys	Girls	Division	%	Result WithHeld	Failure
Appearad	15	15	0	1	14	I	0	By Office W/O	0
Pass	15	15	0	1	14	II	0	At Tabulation W/T	0
Pass-%	100.00	100.00	0.00	100.00	100.00	III	0	Unfair Means W/U	0
								By Enroll No W/E	0
								By ATKT No W/A	0
								Deleted	0
								With Exemption	0

Subjectwise Statistice Of Appeared And Pass % Counts

3066: 15/15 100.00%



Penkar
PRINCIPAL
VIDYA BHARATI MAHAYIBYALAYA
AMRAVATI

BACHELOR OF COMPUTER APPLICATION PART-III SEMESTER-VI Session 2013

College Code & Name: 0 125 Vidya Bharati Arts, Commerce & Science College, Amravati

Roll No	Name of the Candidate				W/H	Mark Out						Aggr Total								
EnRoll No.	Can	Cat	Clg	Med	Sex	Remarks	Sub1	Sub2	Sub3	Sub4	Sub5	Sub6	Sub7	Sub8	Sub9	Sub10	Sub11	Sub12	Result	Dist

RESULT STATISTICS FOR THE COLLEGE

	Total	Fresh	Exam	Boys	Girls	Dist	%	Result With Hold	Failure
Appeared	90	90	0	38	52	I	30	By Office W/O	0
Pass	66	66	0	27	43	II	5	At Tribulation W/T	0
Pass-%	73.33	73.33	0.00	60.53	82.69	III	0	Unfair Means W/U	0
								By Enroll No W/E	0
								By A/T/T No W/A	31

Subjectwise Statistic Of Appeared And Pass % Counts

1031: 69/90 76.67%, 1062: 76/90 84.44%, 1063: 85/90 94.44%, 1064: 82/90 91.11%, 1065: 81/90 90.00%, 1066: 87/90 96.67%, 1067: 87/90 96.67%



Penkar
PRINCIPAL
VIDYA BHARATI MAHABIDYALAYA
AMRAVATI